



Agency Vacancy Analysis

- All Vacancies, Hires, and Terminations include SPMS and MDOT
- Data from MDH excludes Local Positions

- This data does not include pending offers and hires that are pending federal background checks
- Monthly Data starting in Sept 2023 excludes non-budgeted MSP Trooper Candidates and Labor Dept's commission PINs.

Time Period: June 1, 2025 - June 30, 2025

Department

All

Agency Pins

51,819

Vacancies

4,704

Vacancy Rate

9.08%

Net Change

27

Terminations & Retirements

341

Agency Contractual Conversions

30

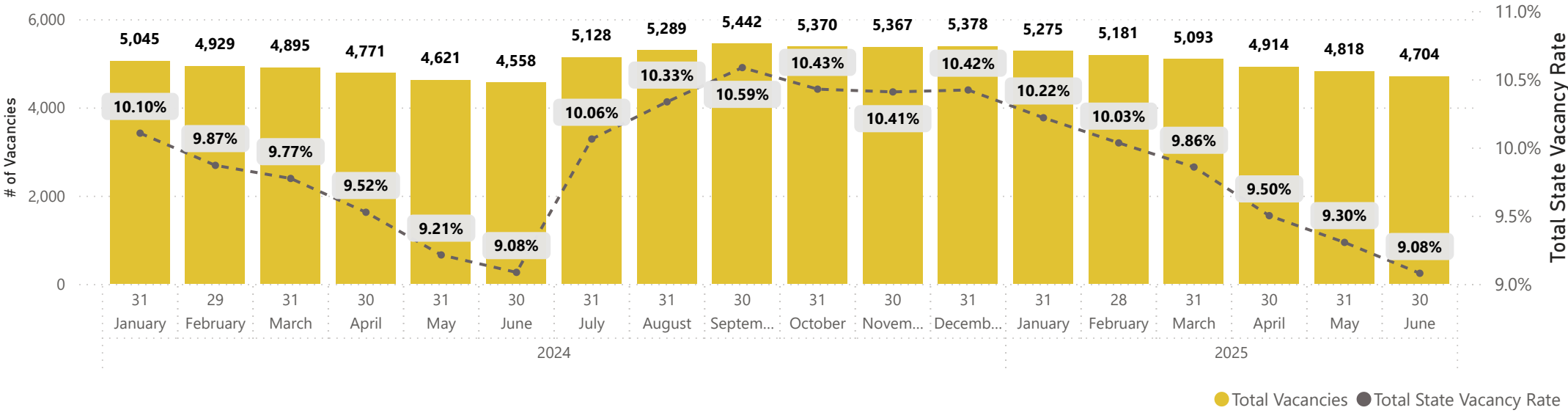
Average Time to Fill (Days)
(SPMS Only)

111

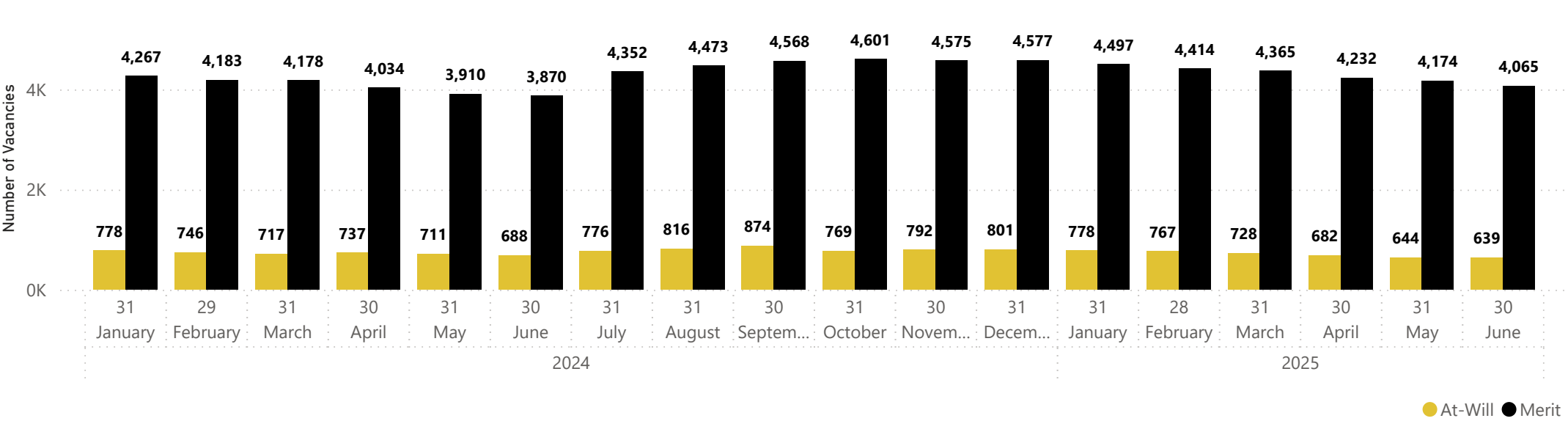
Contractual Employees Over 2 Years

1,131

Regular Vacancies/Vacancy Rate by Month



Vacancies by Type



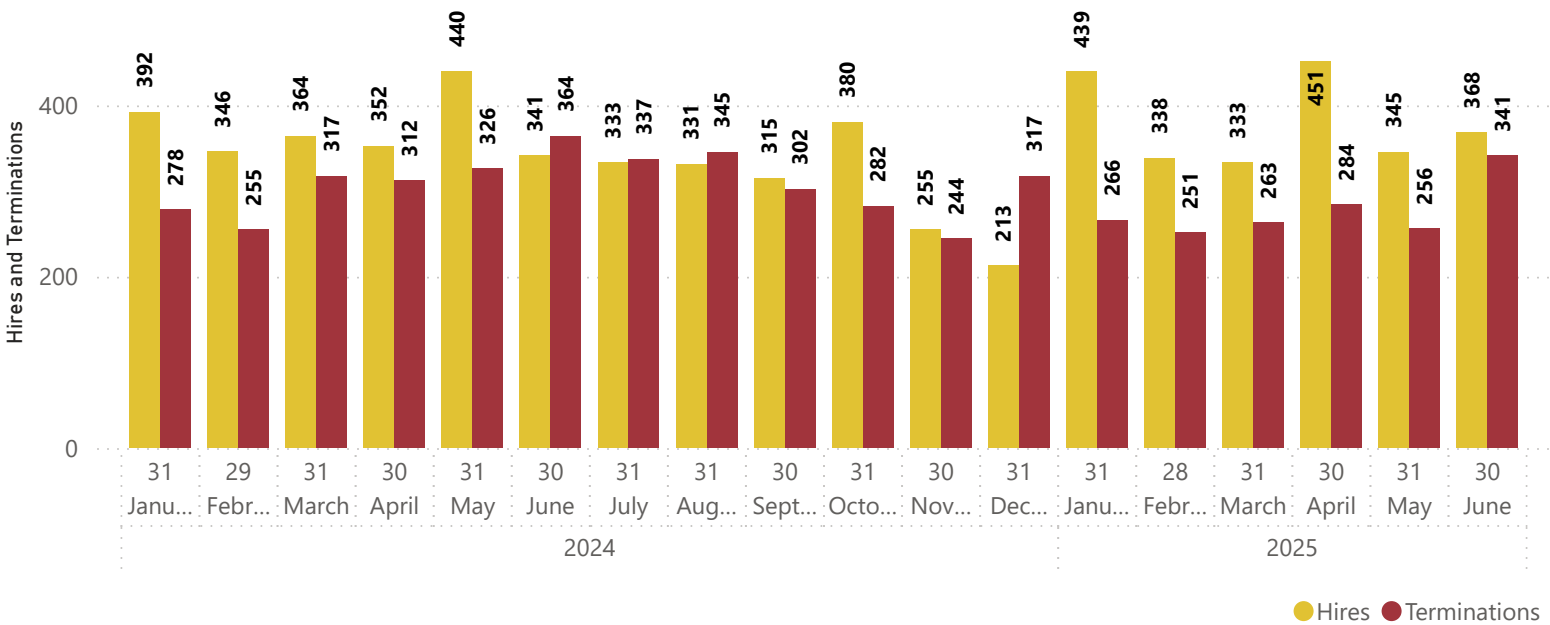


Agency Vacancy Analysis

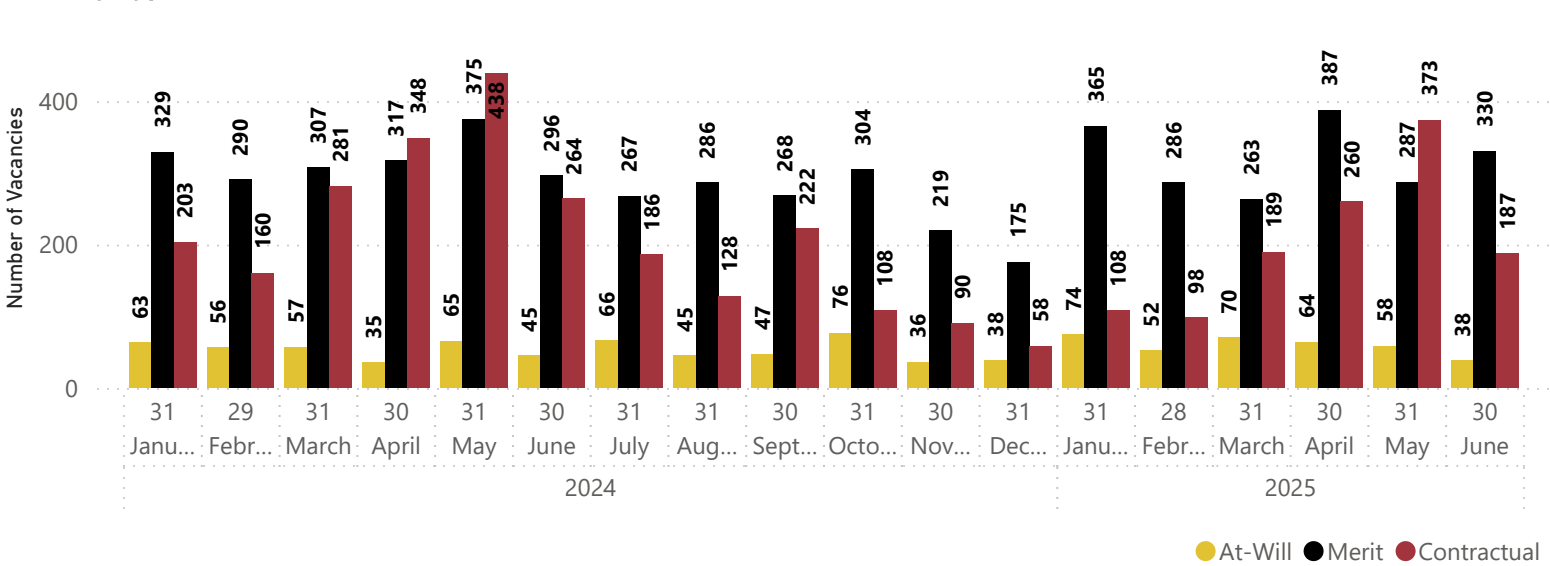
- All Vacancies, Hires, and Terminations include SPMS and MDOT
- Data from MDH excludes Local Positions

- This data does not include pending offers and hires that are pending federal background checks
- Monthly Data starting in Sept 2023 excludes non-budgeted MSP Trooper Candidates and Labor Dept's commission PINs.

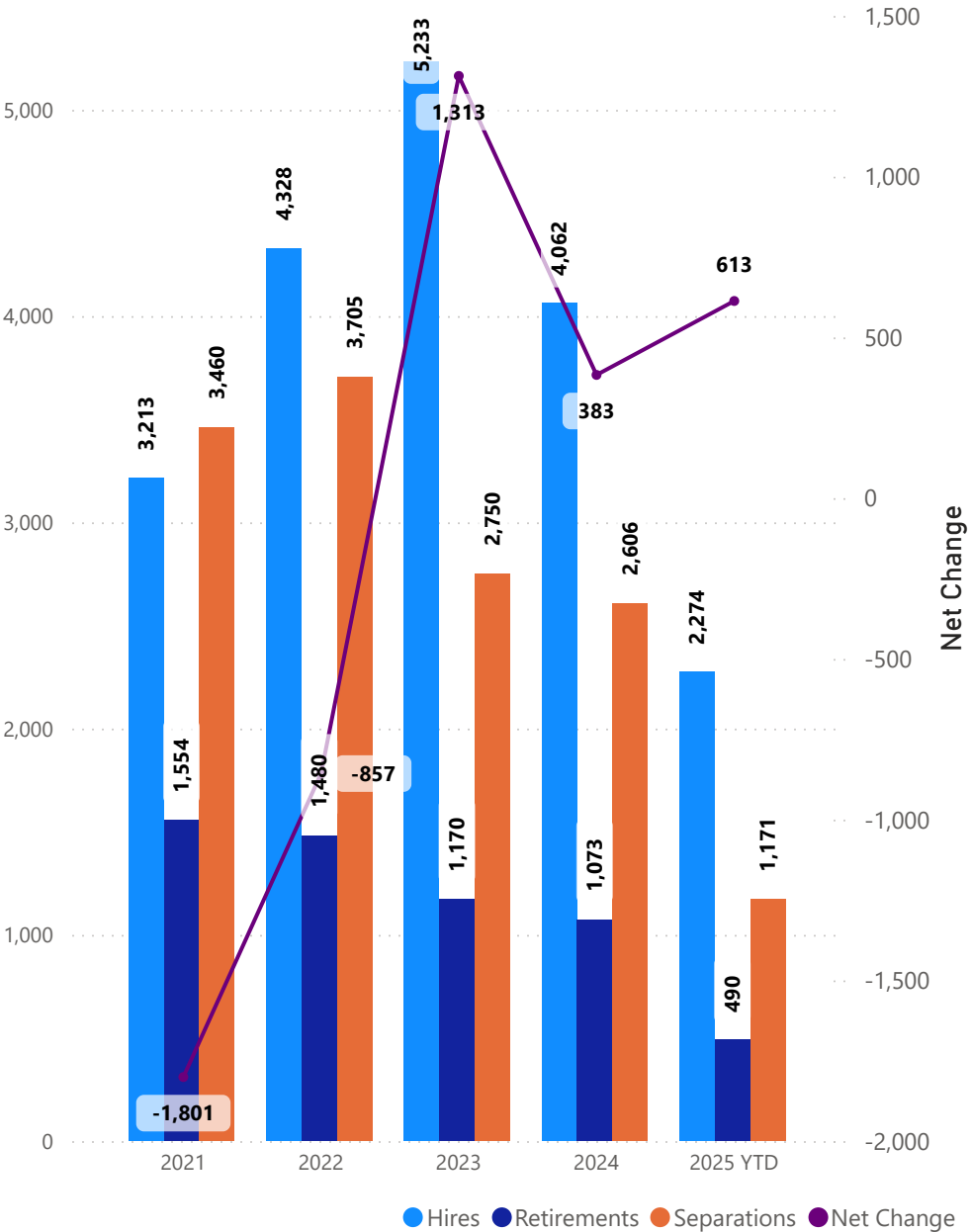
Hires and Terminations by Year, Month and Day



Hires by Type



Regular Hires, Terminations & Net Change



Department	Agency Pins	Vacancies	Regular Hires	Terminations and Retirements	Net Change	At-Will Vacancies	Merit Vacancies	Current Vacancy Rate	Baseline Vacancy Rate
Accountability and Implementation Board CC	16	3	3	0	3	3	0	18.75%	73.33%
Alcohol and Tobacco Commission CC	60	1	0	0	0	1	0	1.67%	7.89%
Board of Public Works CC	11	0	0	0	0	0	0	0.00%	0.00%
Commission on Civil Rights CC	38	2	0	0	0	0	2	5.26%	0.00%
Comptroller of Maryland CC	1,233	59	9	9	0	14	45	4.79%	10.03%
Department of Aging CC	49	6	0	0	0	2	4	12.24%	30.00%
Department of Budget and Management CC	331	21	0	2	-2	15	6	6.34%	9.91%
Department of Commerce CC	211	18	0	1	-1	11	7	8.53%	10.05%
Department of Disabilities CC	39	3	0	0	0	2	1	7.69%	8.57%
Department of General Services CC	735	57	6	10	-4	11	46	7.76%	12.13%
Department of Housing and Community Development CC	428	16	2	1	1	8	8	3.74%	11.38%
Department of Human Services CC	6,005	420	47	46	1	57	363	6.99%	15.37%
Department of Information Technology CC	227	28	0	1	-1	16	12	12.33%	8.65%
Department of Juvenile Services CC	2,159	238	29	18	11	27	211	11.02%	16.17%
Department of Natural Resources CC	1,505	163	10	11	-1	9	154	10.83%	11.51%
Department of Public Safety and Correctional Services CC	9,214	848	92	52	40	43	805	9.20%	15.86%
Department of Service and Civic Innovation CC	39	4	3	1	2	4	0	10.26%	92.86%
Department of Veteran's Affairs CC	126	8	3	0	3	1	7	6.35%	13.45%

Department	Agency Pins	Vacancies	Regular Hires	Terminations and Retirements	Net Change	At-Will Vacancies	Merit Vacancies	Current Vacancy Rate	Baseline Vacancy Rate
Executive Department - Governor CC	120	7	0	0	0	7	0	5.83%	43.75%
Governor's Office of Children CC	16	0	0	0	0	0	0	0.00%	20.00%
Governor's Office of Crime Prevention, Youth and Victim Services CC	87	10	1	0	1	9	1	11.49%	16.36%
Maryland Cannabis Administration CC	111	9	0	0	0	5	4	8.11%	0.00%
Maryland Commission on African American History and Culture CC	11	2	1	1	0	2	0	18.18%	16.67%
Maryland Department of Agriculture CC	427	20	2	3	-1	2	18	4.68%	14.11%
Maryland Department of Emergency Management CC	107	16	1	0	1	2	14	14.95%	16.44%
Maryland Department of Health CC	7,415	1,104	64	46	18	103	1,001	14.89%	13.51%
Maryland Department of Labor CC	1,584	168	6	8	-2	42	126	10.61%	13.06%
Maryland Department of Planning CC	142	12	0	0	0	4	8	8.45%	11.02%
Maryland Department of the Environment CC	980	97	5	8	-3	9	88	9.90%	10.87%
Maryland Department of Transportation	9,240	603	40	41	-1	82	371	6.53%	9.86%
Maryland Energy Administration CC	49	1	0	0	0	1	0	2.04%	9.68%
Maryland Health Benefits Exchange CC	73	0	0	0	0	0	0	0.00%	4.48%
Maryland Higher Education Commission CC	85	5	4	0	4	1	4	5.88%	18.84%
Maryland Insurance Administration CC	275	17	0	2	-2	13	4	6.18%	11.28%
Maryland Prescription Drug Affordability Board CC	5	2	0	0	0	0	2	40.00%	20.00%
Maryland Public Television CC	151	6	0	1	-1	4	2	3.97%	4.83%

Department	Agency Pins	Vacancies	Regular Hires	Terminations and Retirements	Net Change	At-Will Vacancies	Merit Vacancies	Current Vacancy Rate	Baseline Vacancy Rate
▲									
Maryland School for the Deaf CC	366	20	0	9	-9	4	16	5.46%	7.65%
Maryland State Board of Contract Appeals CC	11	1	0	0	0	0	1	9.09%	12.50%
Maryland State Library CC	33	0	0	0	0	0	0	0.00%	6.45%
Maryland State Police and Office of the State Fire Marshal CC	2,577	293	7	14	-7	15	278	11.37%	13.82%
Maryland State Retirement and Pension Systems CC	238	19	3	5	-2	10	9	7.98%	9.09%
Maryland Supplemental Retirement Plan CC	14	0	0	0	0	0	0	0.00%	0.00%
Maryland Tax Court CC	9	0	0	0	0	0	0	0.00%	11.11%
MD Ctr For Sch Safety	15	0	0	0	0	0	0	0.00%	0.00%
MD Institute for Emergency Medical Services Systems CC	100	7	0	1	-1	0	7	7.00%	14.74%
MD Longit.Data Sys Ctr	16	1	0	0	0	0	1	6.25%	0.00%
MD Office of Inspector General for Education CC	16	1	0	1	-1	1	0	6.25%	0.00%
MD State Department of Education CC	1,384	84	6	17	-11	19	65	6.07%	18.04%
MD Thoroughbred Racetrack Operating Authority CC	4	1	0	2	-2	0	1	25.00%	0.00%
Military Department Operations and Maintenance CC	236	51	2	1	1	7	44	21.61%	22.03%
MSDE-Interagency Comm on Sch Constr	44	5	0	0	0	2	3	11.36%	0.00%
Office of Administrative Hearings CC	117	2	0	0	0	1	1	1.71%	6.78%
Office of the Attorney General CC	378	10	2	0	2	10	0	2.65%	13.29%
Office of the Correctional Ombudsman CC	7	3	0	1	-1	3	0	42.86%	0.00%

Department	Agency Pins	Vacancies	Regular Hires	Terminations and Retirements	Net Change	At-Will Vacancies	Merit Vacancies	Current Vacancy Rate	Baseline Vacancy Rate
▲									
Office of the Deaf and Hard of Hearing CC	7	4	0	0	0	4	0	57.14%	0.00%
Office of the People's Counsel CC	27	1	1	0	1	1	0	3.70%	10.53%
Office of the Public Defender CC	983	66	5	5	0	0	66	6.71%	10.06%
Office of the State Prosecutor CC	17	0	0	0	0	0	0	0.00%	15.38%
Office of the Treasurer CC	96	9	0	1	-1	7	2	9.38%	17.46%
Property Tax Assessment Appeals Boards CC	114	22	1	1	0	22	0	19.30%	24.56%
Public Service Commission CC	165	30	1	1	0	7	23	18.18%	9.93%
Secretary of State CC	29	1	0	1	-1	1	0	3.45%	0.00%
State Archives CC	62	4	0	0	0	2	2	6.45%	12.90%
State Board of Elections CC	286	24	4	2	2	0	24	8.39%	14.72%
State Department of Assessments and Taxation CC	575	23	6	11	-5	2	21	4.00%	9.28%
State Lottery Agency CC	365	28	2	5	-3	2	26	7.67%	15.62%
Subsequent Injury Fund CC	21	0	0	0	0	0	0	0.00%	10.00%
Uninsured Employer's Fund CC	16	2	0	0	0	2	0	12.50%	12.50%
West North Avenue Development Authority CC	14	3	0	0	0	3	0	21.43%	0.00%
Worker's Compensation Commission CC	117	14	0	1	-1	3	11	11.97%	14.66%



Agency Vacancy Analysis

- All Vacancies, Hires, and Terminations include SPMS and MDOT
- Data from MDH excludes Local Positions

- This data does not include pending offers and hires that are pending federal background checks
- Monthly Data starting in Sept 2023 excludes non-budgeted MSP Trooper Candidates and Labor Dept's commission PINs.

Time Period: June 1, 2025 - June 30, 2025

Year	Month	Total State Vacancy Rate	Total Vacancies
2024	January	10.10%	5,045
2024	February	9.87%	4,929
2024	March	9.77%	4,895
2024	April	9.52%	4,771
2024	May	9.21%	4,621
2024	June	9.08%	4,558
2024	July	10.06%	5,128
2024	August	10.33%	5,289
2024	September	10.59%	5,442
2024	October	10.43%	5,370
2024	November	10.41%	5,367
2024	December	10.42%	5,378
2025	January	10.22%	5,275
2025	February	10.03%	5,181
2025	March	9.86%	5,093
2025	April	9.50%	4,914
2025	May	9.30%	4,818
2025	June	9.08%	4,704

Year	Month	At-Will	Merit
2024	January	778	4,267
2024	February	746	4,183
2024	March	717	4,178
2024	April	737	4,034
2024	May	711	3,910
2024	June	688	3,870
2024	July	776	4,352
2024	August	816	4,473
2024	September	874	4,568
2024	October	769	4,601
2024	November	792	4,575
2024	December	801	4,577
2025	January	778	4,497
2025	February	767	4,414
2025	March	728	4,365
2025	April	682	4,232
2025	May	644	4,174
2025	June	639	4,065

Year	Month	Hires	Terminations
2024	January	392	278
2024	February	346	255
2024	March	364	317
2024	April	352	312
2024	May	440	326
2024	June	341	364
2024	July	333	337
2024	August	331	345
2024	September	315	302
2024	October	380	282
2024	November	255	244
2024	December	213	317
2025	January	439	266
2025	February	338	251
2025	March	333	263
2025	April	451	284
2025	May	345	256
2025	June	368	341

Year	Month	At-Will	Merit	Contractual
2024	January	63	329	203
2024	February	56	290	160
2024	March	57	307	281
2024	April	35	317	348
2024	May	65	375	438
2024	June	45	296	264
2024	July	66	267	186
2024	August	45	286	128
2024	September	47	268	222
2024	October	76	304	108
2024	November	36	219	90
2024	December	38	175	58
2025	January	74	365	108
2025	February	52	286	98
2025	March	70	263	189
2025	April	64	387	260
2025	May	58	287	373
2025	June	38	330	187

Year	Hires	Retirements	Non Retirement Separations	Net Change
2021	3,213	1,554	3,460	-1,801
2022	4,328	1,480	3,705	-857
2023	5,233	1,170	2,750	1,313
2024	4,062	1,073	2,606	383
2025 YTD	2,274	490	1,171	613

Dashboard Data Definitions

Vacancies

- SPMS/MDOT Combined
- State Regular Positions Only
- Excludes all Local, non-budgeted state regular positions for MDH (320602049 cc)
- Excludes Patient workers (8999), Senior Citizen Aides (5539), MSP Trooper Candidates (5911)
- Excludes State Regular, non-budgeted, various Labor Dept. Commission positions-job codes 9209,9210,9315,9316,9991
- Excludes Mil – Active Duty Sup Org
- Exclude from MSDE: MCSS - MSDE - MD Center for School Safety, MLDSC: MSDE - Maryland Longitudinal Data Systems Center, MSDE - Interagency Commission on School Construction; list these three programs as "Agency Dep."

Hires

- SPMS/MDOT Combined
- State Regular Positions Only
- Hires and Re-Hires
- Excludes all Local, non-budgeted state regular positions for MDH and DHS (320602049 cc)
- Excludes Transfers/Promotions/Demotions in and between agencies
- Excludes Patient workers (8999), Senior Citizen Aides (5539), MSP Trooper Candidates (5911)
- Excludes State Regular, non-budgeted, various Labor Dept. Commission positions-job codes 9209,9210,9315,9316,9991
- Excludes Mil – Active Duty Sup Org
- Exclude from MSDE: MCSS - MSDE - MD Center for School Safety, MLDSC: MSDE - Maryland Longitudinal Data Systems Center, MSDE - Interagency Commission on School Construction

Terminations and Retirements (Termination # includes Retirements)

- SPMS/MDOT Combined
- State Regular Positions Only
- All Termination events
- Exclude all Local, non-budgeted state regular positions for MDH (320602049 cc)
- Exclude Patient workers (8999), Senior Citizen Aides (5539), MSP Trooper Candidates (5911)
- Excludes State Regular, non-budgeted, various Labor Dept. Commission positions-job codes 9209,9210,9315,9316,9991
- Exclude Mil – Active Duty Sup Org
- Exclude from MSDE: MCSS - MSDE - MD Center for School Safety, MLDSC: MSDE - Maryland Longitudinal Data Systems Center, MSDE - Interagency Commission on School Construction

Avg. Time to Fill (Days) (SPMS Only)

- From Workday report

Contractual Employees Over 2 years (SPMS Only) CHANGE this to (SPMS/MDOT)

- SPMS/MDOT Combined
- Fixed/Long Term Contractual Employees with hire dates 2 or more years back from each monthly report date

Contractual Conversion includes:

- Contractual Conversion events ONLY

Contractual Employees Over 2 years (SPMS/MDOT)

- SPMS/MDOT Combined
- Fixed/Long Term Contractual Employees with hire dates 2 or more years back from each monthly
- Exclude all Local, non-budgeted state regular positions for MDH (320602049 cc)
- Exclude from MSDE: MCSS - MSDE - MD Center for School Safety, MLDSC: MSDE - Maryland Longitudinal Data Systems Center, MSDE - Interagency Commission on School Construction

Agency PINs

- SPMS/MDOT Combined
- State Regular Positions Only
- Filled and Vacant PINs
- Exclude all Local, non-budgeted state regular positions for MDH (320602049 cc)
- Exclude Patient workers (8999), Senior Citizen Aides (5539), MSP Trooper Candidates (5911)
- Excludes State Regular, non-budgeted, various Labor Dept. Commission positions-job codes 9209,9210,9315,9316,9991
- Exclude Mil – Active Duty Sup Org
- Exclude MSDE: MCSS - MSDE - MD Center for School Safety, MLDSC: MSDE - Maryland Longitudinal Data Systems Center, MSDE - Interagency Commission on School Construction
- Average Vacancy Rate
- Average for SPMS

Per Agency Data

- Run reports on COB 15th of each month

At-Will Vacancy and Hire includes:

- State Regular positions, Executive Service, Management Service and Skilled/Professional Services with
- the Special or Political Special Appointment designation
- Exclude all Local, non-budgeted state regular positions for MDH (320602049 cc)
- Exclude Patient workers (8999), Senior Citizen Aides (5539), MSP Trooper Candidates (5911)
- Excludes State Regular, non-budgeted, various Labor Dept. Commission positions-job codes 9209,9210,9315,9316,9991
- Exclude Mil – Active Duty Sup Org
- Exclude from MSDE: MCSS - MSDE - MD Center for School Safety, MLDSC: MSDE - Maryland Longitudinal Data Systems Center, MSDE - Interagency Commission on School Construction

Merit Vacancy and Hire includes:

- State Regular positions, Skilled and Professional Services without the Special or Political Special
- Appointment designation
- Exclude all Local, non-budgeted state regular positions for MDH (320602049 cc)
- Exclude Patient workers (8999), Senior Citizen Aides (5539), MSP
- Exclude Mil – Active Duty Sup Org
- Exclude MSDE: MCSS - MSDE - MD Center for School Safety, MLDSC: MSDE - Maryland Longitudinal Data Systems Center, MSDE - Interagency Commission on School Construction

Contractual Vacancy and Hire includes:

- Long Term/Fixed Term Contractual positions
- Exclude Seasonal Contractual positions
- Exclude the Military Active Duty Sup Org positions
- Exclude all Local, non-budgeted contractual positions for MDH and DHS (320602049 and 3307 cc)
- Exclude Patient workers (8999), Senior Citizen Aides (5539), MSP Trooper Candidates (5911)
- Exclude from MSDE: MCSS - MSDE - MD Center for School Safety, MLDSC: MSDE - Maryland Longitudinal
- Data Systems Center, MSDE - Interagency Commission on School Construction
- Contractual Conversion includes:
- Contractual Conversion events ONLY

Contractual Conversion includes:
Contractual Conversion events ONLY

MDOT Exclusions:

- All MDOT Data excluded MDTA positions

MSDE Exclusion Details:

MCSS - MSDE - MD Center for School Safety (Sup Org)/

360601001989212 MSDE - MD Center for School Safety [SP 983] [Pseudo 212]

MLDSC: MSDE - Maryland Longitudinal Data Systems Center Executive Director/

360105001000213 MSDE - Maryland Longitudinal Data System Center [SP 000] [Pseudo 213]

360105001000--- MSDE - Maryland Longitudinal Data System Center [SP 000] [Pseudo ---]

360105001701707 MSDE - MD LONGITUDINAL DATA SYSTEMS CENTER [SP 701] [Pseudo 707]

360105001701708 MSDE - MD LONGITUDINAL DATA SYSTEMS CENTER [SP 701] [Pseudo 708]

360105001701709 MSDE - MD LONGITUDINAL DATA SYSTEMS CENTER [SP 701] [Pseudo 709]

360105001701710 MSDE - MD LONGITUDINAL DATA SYSTEMS CENTER [SP 701] [Pseudo 710]

360105001701711 MSDE - MD LONGITUDINAL DATA SYSTEMS CENTER [SP 701] [Pseudo 711]

360105001701712 MSDE - MD LONGITUDINAL DATA SYSTEMS CENTER [SP 701] [Pseudo 712]

360105001701713 MSDE - MD LONGITUDINAL DATA SYSTEMS CENTER [SP 701] [Pseudo 713]

360105001946--- MSDE - Maryland Longitudinal Data System Center [SP 946] [Pseudo ---]

360105001976214 MSDE - Maryland Longitudinal Data System Center [SP 976] [Pseudo 214]

360105001----- MSDE - Maryland Longitudinal Data System Center [SP ---] [Pseudo ---]

MSDE - Interagency Commission on School Construction:

360107001BSL726 MSDE - INTERAGENCY COMMISSION ON SCH CONS ADMIN [SP BSL] [Pseudo 726]

360107001BSL727 MSDE - INTERAGENCY COMMISSION ON SCH CONS ADMIN [SP BSL] [Pseudo 727]

360107002BSL728 MSDE - INTERAGENCY COMMISSION ON SCH CONS ADMIN [SP BSL] [Pseudo 728]

360107002BSL729 MSDE - INTERAGENCY COMMISSION ON SCH CONS ADMIN [SP BSL] [Pseudo 729]

360107002BSL730 MSDE - INTERAGENCY COMMISSION ON SCH CONS ADMIN [SP BSL] [Pseudo 730]

360107002CSL731 MSDE - INTERAGENCY COMMISSION ON SCH CONS ADMIN [SP CSL] [Pseudo 731]

360107002CSL732 MSDE - INTERAGENCY COMMISSION ON SCH CONS ADMIN [SP CSL] [Pseudo 732]

360107002CSL733 MSDE - INTERAGENCY COMMISSION ON SCH CONS ADMIN [SP CSL] [Pseudo 733]

360107002CSL734 MSDE - INTERAGENCY COMMISSION ON SCH CONS ADMIN [SP CSL] [Pseudo 734]

360107003ASL735 MSDE - INTERAGENCY COMMISSION ON SCH CONS ADMIN [SP ASL] [Pseudo 735]

360107003ASL736 MSDE - INTERAGENCY COMMISSION ON SCH CONS ADMIN [SP ASL] [Pseudo 736]

3607010011BS215 MSDE - Interagency Commission on School Construction [SP 1BS] [Pseudo 215]