

Creating a Budget Amendment

Starting with the FY 2021 Working Appropriation, DBM has moved the budget amendment process into BARS with the exception of closing amendments (i.e. those processed starting June 1 of each fiscal year). The following is the process for submitting non-closing amendment current year appropriation adjustments in BARS. DBM will provide separate guidance regarding the closing amendment process outside of BARS.

Before adjusting the Working Appropriation by submitting an amendment, agencies should reach out to their OBA analyst first to discuss the item and receive guidance where necessary. Clarifying issues prior to BARS saves agencies from pushing amendments that will not happen or will be combined later. Agencies are strongly encouraged to avoid processing amendments in the fall, as both the Administration and Department of Legislative Services prefer that adjustments be made to the appropriation through the deficiency/budget bill process.

Before submitting an amendment in the fall through February, agencies should consider the following:

- a. Has the agency expended all of its appropriation authority and thus needs additional appropriation authority? Does the agency project it will expend its full appropriation authority before April?
- b. If the full appropriation authority will not be expended before April, could the request be a deficiency instead of a budget amendment? Deficiencies are also submitted through BARS but are wrapped up in the overall budget submission and considered as part of the Governor's budget deliberations in the fall. Separate guidance is available on submitting deficiencies in BARS.
- c. Does the agency have a history of underutilized special fund and/or federal fund appropriation authority? If so, can appropriation be realigned across programs instead of being increased through the budget amendment process? Note that BARS does have functionality that enables agencies to realign their appropriation within programs by fund type to reflect revised spending plans (the CY Adjustment type).

Few amendments increasing the appropriation will be processed in the first half of the fiscal year. Note that deficiencies can be added to the budget bill during session via supplemental, so talk to your OBA analysts about that option before processing an amendment during the first half of Legislative Session.

Before submitting an amendment after February but prior to June 1, agencies should consider the following:

- a. Has the agency expended all of its appropriation authority and thus needs additional appropriation authority? Does the agency project it will expend its full appropriation authority before June when a closing amendment is processed? If not, please combine it into the closing amendment.

- b. Does the agency have a history of underutilized special fund and/or federal fund appropriation authority? If so, can appropriation be realigned across programs instead of being increased through the budget amendment process?
- c. Does the agency require an increase in appropriation by fund type ? If so, the agency should submit these amendments as soon as possible and not wait until closing to process if the amendment requires Board of Public Works and/or DLS Review.

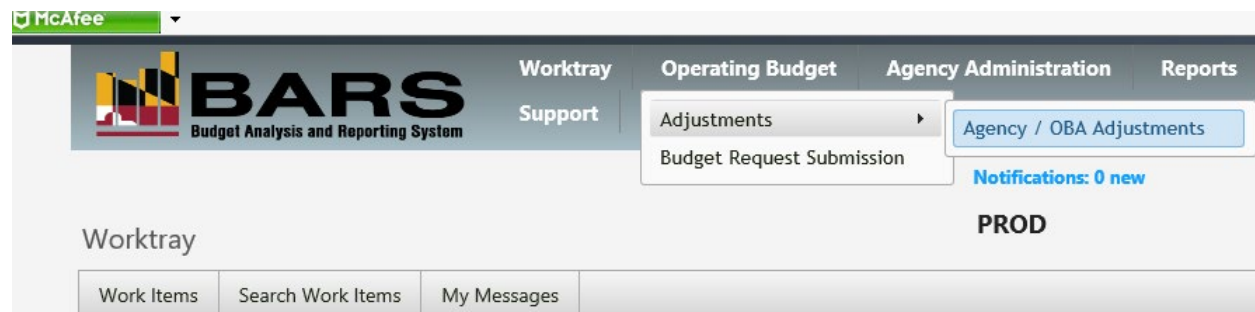
If an agency does need to submit an amendment, the following steps are a guide to that process in BARS.

Step 1:

Log into BARS Production

Step 2:

From the **BARS** Homepage/Worktray, hover over **Operating Budget** at the top of the page and select **Adjustments** > **Agency / OBA Adjustments**.

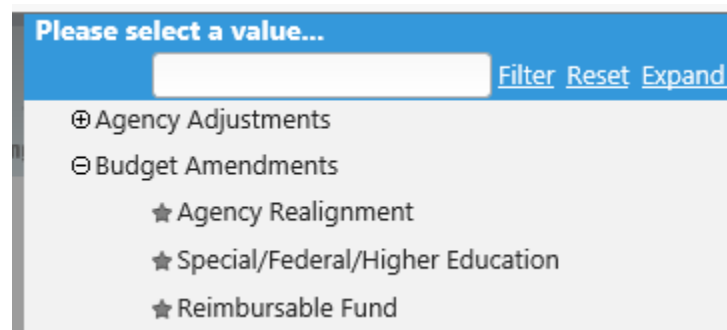


Step 3:

In the Overview Tab—

Select your (1) **Agency**, (2) **Adjustment Type**, and (3) desired **Name** for the adjustment.

There are three types of Budget Amendments in BARS. Users must be careful when selecting a type as it drives what data can be edited and which validations will be checked upon submission.



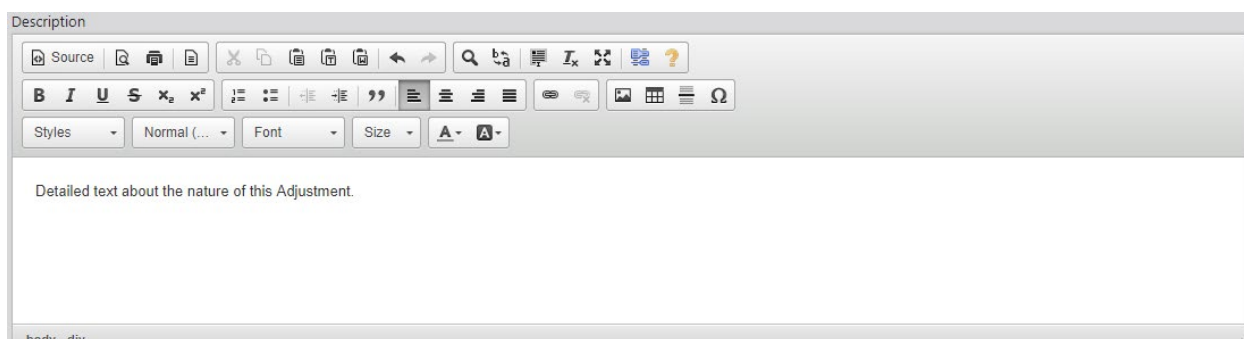
- Agency Realignment. Used for realigning General, Special, Federal, and Higher Education Fund appropriations within a budget. Budget Amendments of this type must net to \$0 by fund type across the whole agency.

- Special/Federal/Higher Education. Used for increasing and decreasing Special, Federal, and Higher Education Fund appropriations. Realignment of these fund types can also occur within the same amendment.
- Reimbursable Fund. This amendment type is the only type that can be used to edit Reimbursable Fund Appropriations. No other type can edit Reimbursable Funds, and non-Reimbursable Funds cannot be edited with this type. **Note that reimbursable fund amendments cannot be supported by General Funds at the other agency. If an agency has this problem, reach out to your OBA analyst for guidance.**

The **Stage** and **Budget Year** will default to the correct stage (Agency Working in the fall, Working in the spring) and the current fiscal year once **Adjustment Type** is selected.

DBM requests that agencies use a **Name** that includes (a) the agency's amendment code and (b) a short phrase that is descriptive of the purpose for the amendment.

Next, provide a **Description** of the Adjustment in the provided box. Agencies may add any information in this section, including dollar figures, program name and budget location, or a synopsis of the agency justification.



An amendment in BARS is largely like any other type of adjustment, and users are asked to provide additional detail for specific types of expenditure changes. Select the required **Supporting Detail (SD)** based on the contents of the adjustment by checking and unchecking the associated box on the **Overview** tab.

SD Tab detail is required for the following adjustments:

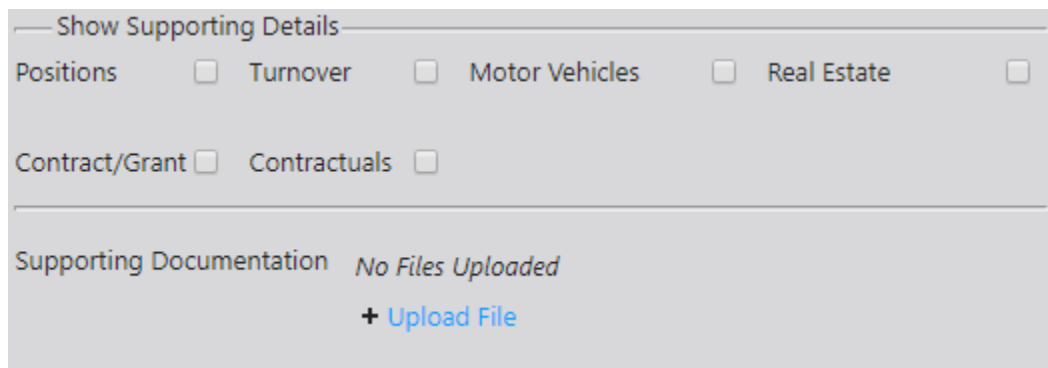
Positions: Adding, Changing, or Moving PINs within an adjustment.

Real Estate: Any Adjustments with funds that include Comptroller Subobject 1303 for Non-DGS Leases

Contract/Grant: Any Adjustments with funds that include Object 08 or Object 12.

Contractuals: Any Adjustments with funds that include Comptroller Subobject 0220 for Contractual Positions under "Special Payments Payroll."

Select “Upload File” under **Supporting Documentation** to attach documents that support the specific amendment. For example, if the amendment is to increase the agency’s appropriation to spend against a new federal grant, attach the Grant Award Letter.



— Show Supporting Details —

Positions Turnover Motor Vehicles Real Estate

Contract/Grant Contractuals

Supporting Documentation *No Files Uploaded*

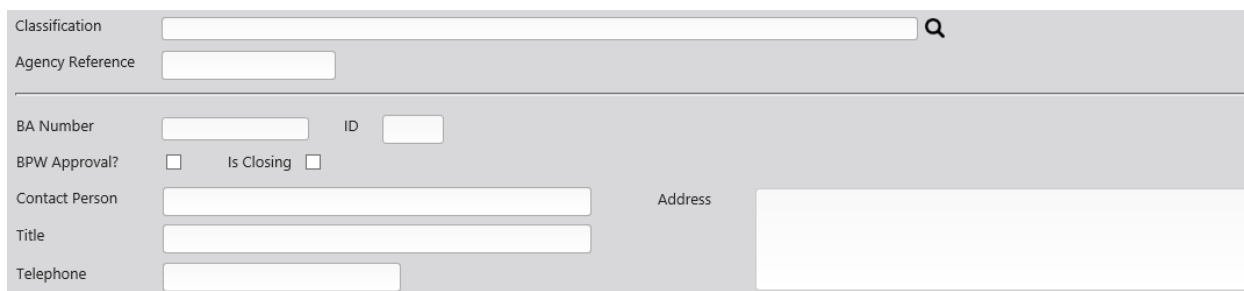
[+ Upload File](#)

Step 4:

In the Narrative Tab, agencies may include detail on **Impact** and **Justification** for the given Adjustment. However, this is not required for budget amendments.

Step 5:

In the Amendment Tab— This tab has most of the functionality in an amendment that is different than other adjustment types in BARS.



Classification

Agency Reference

BA Number ID

BPW Approval? Is Closing

Contact Person Address

Title

Telephone

First, users must select a **Classification** for the amendment to further specify to the Administration the purposes of the amendment. While BARS requires users to select a classification, this selection has no impact on other functionalities/validations in the adjustment. Options are as follows:

- DBM Statewide (OBA use only). DBM uses this type for statewide COLA amendments, etc. Agency users should not select.
- Realignment. If agencies are processing a Realignment Amendment type, select this classification.
- New Grant/Revenue (including carryover grant funding from prior year). This type is used by agencies to increase their appropriation to recognize a new Special or Federal fund grant, or to increase their appropriation so that prior year grant funding can be carried forward into the current year.

- **Reorganization.** Used by agencies to reorganize their units and programs. Please talk to your OBA analyst before working on a reorganization, as they must be approved first by DBM.
- **Governor's Initiative.** This classification is used to implement Governor's Initiatives.
- **Budget Bill** (budget bill directives, etc.). Used to realign funding fenced by the General Assembly or to carry out another appropriation change stipulated by the budget bill. This classification should be used only after discussion with OBA.
- **Other.** All other amendment purposes.

Next, type in your **Agency Reference** (i.e. agency amendment number). This should be in the standard format XXX YY-ZZZ where XXX is your agency acronym, YY is the two-digit year, and ZZZ is the amendment's order within the amendments your agency has processed to date in the fiscal year. Example: DBM 22-003.

Skip **BA Number** and **ID** as those are set centrally by DBM.

If the amendment will require BPW approval, check the related box. If the amendment is your agency's closing amendment for the fiscal year, check the related box.

Enter in the **Contact Person**, **Title**, **Telephone**, and **Address** for the amendment. This data will pull directly into the printed amendment form from BARS (Exhibit B).

The remainder of this tab must have text in each field and is used to populate the text in the printed amendment form's Exhibit B. Please use correct grammar and make the text a continuation of the provided sentence:

- Purpose: This amendment is required and will: _____.
- Urgency: The purpose of this amendment cannot or should not be deferred to a future fiscal year because: _____.
- Timeliness: This amendment was not included as part of the Governor's original budget allowance because: _____.
- Availability: Funds are available for this amendment because: _____.

Finally, most of the upload links at the bottom of the tab are for DBM's use, but if it is a Reimbursable Amendment users should upload their **Memorandum of Understanding** into the related link field.

Step 6:

Fill out any related Supporting Details Tabs. See separate user guides for each of those tabs for instructions as needed.

Step 7:

In the Expenditures Tab—

This tab has the final amendment-specific functionality. For each row with an adjustment value in the Expenditure Financials grid, users must designate an **Amendment Note #** (format 1, 2, 3, 4, etc.). Multiple lines can be labeled with the same Note #.

Comptroller Subobject	Fund	FY 2021 Current	FY 2021 Adjustment	Comment	Amendment Note #
<input type="text" value=""/>	<input type="text" value=""/>				<input type="text" value=""/>
1202: Aid To Political Sul	01: GF	\$158,321,523	(\$500,000)		1
1202: Aid To Political Sul	01: GF	\$27,658,661	\$500,000		1
1202: Aid To Political Sul	03: SF	\$750,000	\$50,000		2
1207: Grants To Non-Go	03: SF	\$50,000			
1299: Other Grants, Sub	03: SF	\$420,000			

Then for each Amendment Note #, users must scroll to the bottom of the **Expenditures** tab, access the **Amendment Notes** grid, click **Add** and type in a note explaining the number changes. This text will be used by BARS to populate the Notes sheet in the printed amendment form.

Amendment Notes		
	Amendment Note #	Amendment Note
1	1	Insert text here.
2	2	Insert more text here.

Once work is completed on the **Expenditure** tab, select **Populate Revenue** to bring the expenditure dollars over to the funding side of the adjustment.

Step 8:

In the Revenue Tab—see separate guidance regarding use of this tab.

Step 9:

Once you have determined that the desired changes have been made and the Expenditures and Revenue dollars match by program and by fund type, click on the **Submit** button in blue at the top right of the screen. **Submit** will bring up an independent submission window that will require the agency to include a Workflow Comment before clicking **Submit**.

Submit Action

Please select what you would like to do upon submit.

Add Comment

Agency user submit options vary depending on their security level - see separate guidance regarding **Statuses** and **Validations**. Once an amendment has been **Submitted for Agency**

Approval and therefore sits at **Unit Approved** in BARS, then the agency can access the adjustment and **Submit for OBA Review**.

Step 10:

Once the adjustment has been submitted to OBA, email the Budget Processing Team (DLBudgetHelp_DBM@maryland.gov) and your OBA analyst notifying them that an amendment has been submitted. In that email, explain why the amendment is needed now and attach any important documentation such as MOUs for reimbursable amendments.

OBA will notify the agency whether the amendment is approved for processing. Similar to DA-28s of the past, some agencies will be asked to combine the amendment with amendments in the second half of the year. Some amendments will be processed instead as deficiencies.

If the amendment is approved for processing, BPT will follow up with the agency to obtain signatures for the amendment and DBM will push the amendment through the remainder of the approval process (BPW, DLS, Governor, etc.). Agencies will be notified by BPT whether the amendment will be processed.

In the fall, budget amendments are due to OBA no later than **October 15** if they are to be included in the budget volumes.