

**S00A00**

Department of Housing and Community Development  
Fiscal Year 2025 Operating Budget

Response to Department of Legislative Services Analysis

House Appropriations  
Health and Social Services Subcommittee  
Delegate Emily Shetty, Chair

February 8, 2024

Senate Budget and Taxation  
Health and Human Services Subcommittee  
Senator Cory McCray, Chair

February 12, 2024

## **DLS Recommendations and Response**

### **1. DLS Recommendation: Operating Assistance Grants (Page 13)**

*The Department of Legislative Services (DLS) recommends deleting the \$1.0 million in special funds that is double budgeted.*

#### **DHCD Response:**

In response to DLS' recommendation to reduce special funds for DHCD's Operating Assistance Grants, the department concurs that the special funds in the Division of Neighborhood Revitalization (A2401) are duplicative of General Fund resources provided in the Office of the Secretary (A2001).

## **Joint Committee Report**

1. ***Air Conditioning in Residential Rental Units:*** The committees requested that HABC provide a report identifying the number of units owned or operated by HABC that have air conditioning and the number that do not. As of the time of writing, HABC had not submitted the requested report.

#### **DHCD Response:**

The Maryland Department of Housing and Community Development has been in contact with the Housing Authority of Baltimore City on this request. As of February 5, HABC estimates it will take a few more weeks to get this information to the General Assembly.





## **Maryland Department of Housing and Community Development** **Community Services Block Grant (CSBG) Briefing**

*Impact of Prior Years' Distribution*  
*Planned Distribution for Federal Fiscal Years 2025 & 2026*

### **Presentation to the House Appropriations Committee** **Health and Social Services Subcommittee**

Thursday, February 8, 2024  
1:00 pm

House Appropriations Committee  
Health and Social Services Subcommittee  
Delegate Emily Shetty, Chair

# CONTENTS

---

## **Biennial Briefing**

Pages 1-2

## **Attachment #1**

SFY 2023 Community Services Block Grant Awards

Page 3

## **Attachment #2**

Resources Leveraged by Community Action Agencies in FFY 2022

Page 5

## **Attachment #3**

Individuals & Families Served by Community Action Agencies in FFY 2022

Page 6

## **Attachment #4**

FFY 2022 CSBG Fact Sheet

Page 7

## **Attachment #5**

Planned Distribution of Funds for FFY 2025 and FFY 2026

Page 8



# COMMUNITY SERVICES BLOCK GRANT

## Biennial Briefing

---

### **Maryland Department of Housing and Community Development Division of Homeless Solutions**

**February 8, 2024**

#### **Issue**

The purpose of this briefing is to fulfill a federal requirement for the Community Services Block Grant (CSBG) program. The CSBG Act (42 U.S.C. §§ 9901-9926) requires the State administrator of the CSBG program to hold a public hearing before the General Assembly no less than every three years to provide information on the use and distribution of its CSBG funds. This briefing reflects the allocation and impact of Federal Fiscal Year (FFY) 2022 and 2023 funding and previews plans for FFY 2025 and FFY 2026.

#### **Background**

The CSBG Program is administered at the federal level by the U.S. Department of Health and Human Services. The Maryland Department of Housing and Community Development (the Department) is the designated State Lead Agency responsible for administering these funds in Maryland. The purpose of the CSBG program is to provide Maryland's seventeen Community Action Agencies (CAAs) with core operating support that allows them to address the causes and conditions of poverty in communities across the State. CSBG supports assistance to thousands of individuals and families in each of the 23 political subdivisions across the State and Baltimore City.

Per federal statute, 90 percent of CSBG Program funds must be allocated to designated Community Action Agencies. Of the remaining ten percent, half is designated for discretionary use and the remaining half is used for program administration by the Department. Attachment 1 shows the distribution of FFY 2023 CSBG non-discretionary funds (90%) to CAAs and the distribution of discretionary (5%) funds to CAAs and other nonprofit organizations engaged in anti-poverty work. Attachments 2 through 4 provide an overview of how the State's CAA network leverages CSBG with other resources to assist families in their local communities and to have an impact on poverty statewide. Attachments 2 through 4 reference FFY 2022 data as more recent program data is not yet available.

## **Planned Distribution - Federal Fiscal Years 2025 & 2026**

The funding formula used to distribute non-discretionary funds incorporates current US Census data on poverty and unemployment, and accounts for service to households in rural communities across the state. CAAs receive funding that is commensurate with changes to poverty levels within their respective service areas. Attachment 5 shows funding projected for FFY 2025 and FFY 2026.

In addition to the non-discretionary funding provided directly to CAAs, the Department intends to utilize discretionary CSBG funds to support CAAs and other nonprofits that administer programs aimed at moving Maryland families from poverty to self-sufficiency. During FFY 2025 and FFY 2026 the Department will distribute all funds based on criteria set forth in federal and state law. Distribution of funds assumes that funding will remain at current levels. Adjustments will be made based on actual funding allocated to the State during those years.

## **FFY22 Outcomes & Impact**

CAAs provide a comprehensive range of services by leveraging CSBG funds with additional federal, state & local government funding and private funds. These leveraged dollars totaled \$183,286,050.00 in FFY 2022 (Attachment 2).

During FFY 2022 (October 1, 2021 – September 30, 2022), CAAs assisted approximately 186,000 Marylanders (Attachment 3) through the following types of services:

- Housing & Homelessness Services
- Health & Nutrition Programs
- Head Start & Early Head Start Programs
- Education Programs for Youth and Adults
- Job Training and Job Placement Services
- Weatherization and Energy Assistance Programs
- Local Transportation Services (Rural Communities)
- Case Management Services
- Linkages and Referrals to Community Resources

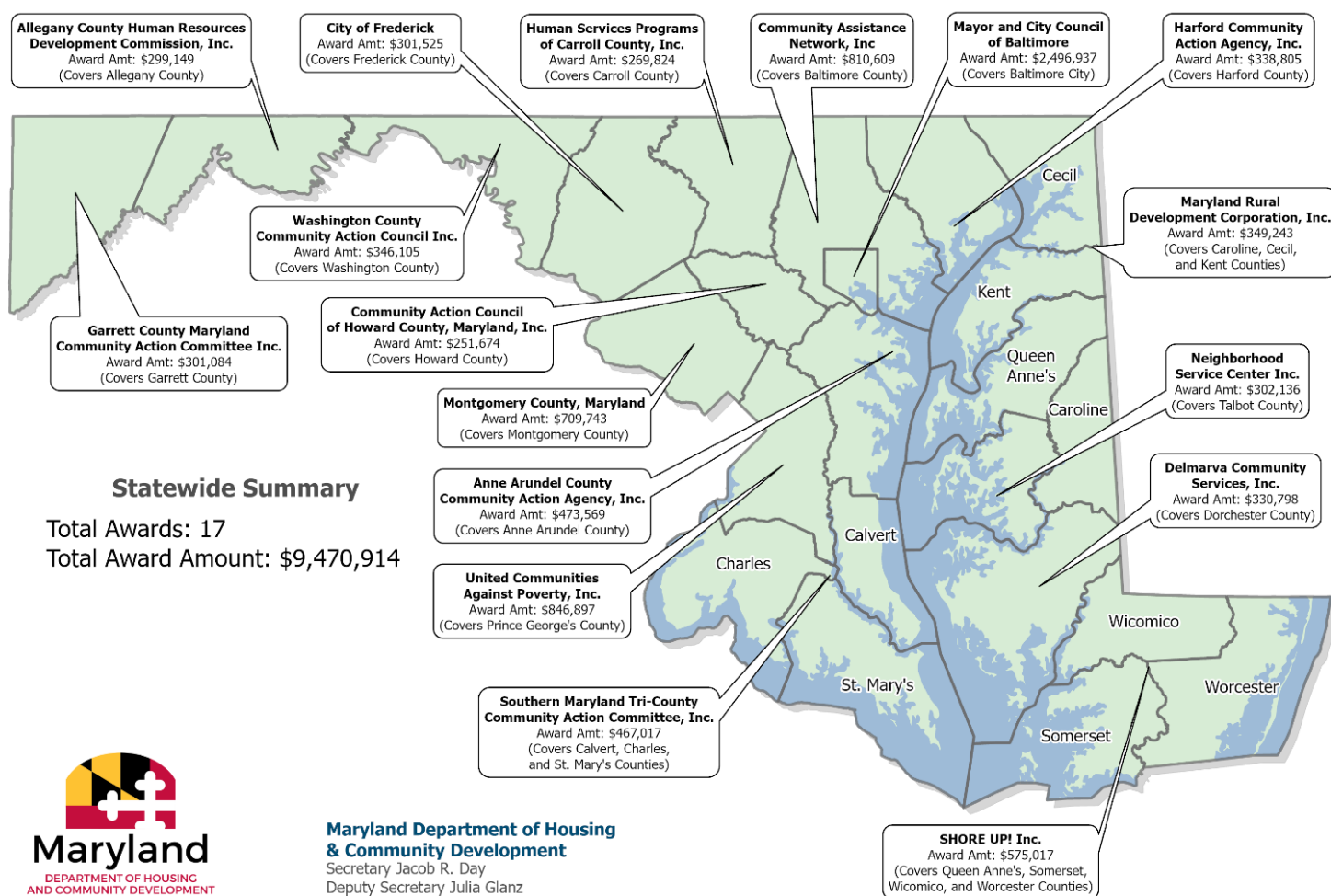
During FFY 2022 the direct services provided by these agencies had a tangible impact on the populations they serve (Attachment 4). Those assisted included approximately 52,000 children; 33,000 unemployed adults; 26,000 individuals with disabilities; and 22,000 adults aged 55 and over.

Support of the CSBG program is crucial to maintaining the viability of the state's Community Action Agency network and its efforts to move Maryland families from poverty to self-sufficiency. Their work is an important component in the State's efforts to revitalize neighborhoods and improve the quality of life for all residents.

# Attachment 1

## FY 2023 Community Services Block Grant Non-Discretionary Awards

### Community Service Block Grant Non-Discretionary (CSBG-ND) Awards by Jurisdiction: Fiscal Year 2023



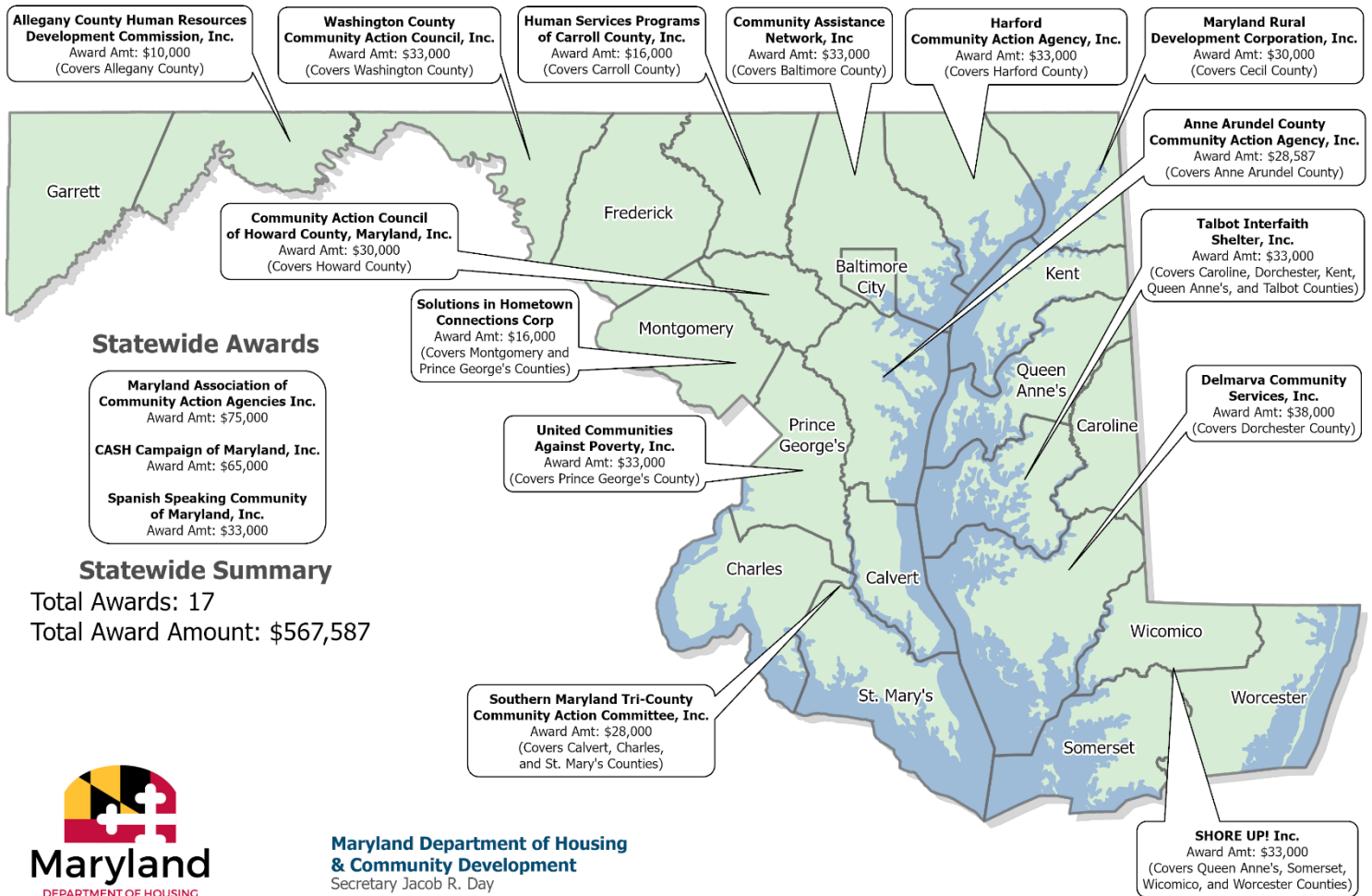
pub. date: 02/04/2024



# Attachment 1 continued

## FY 2023 Community Services Block Grant Discretionary Awards

### Community Service Block Grant Discretionary (CSBG-D) Awards by Jurisdiction: Fiscal Year 2023



pub. date: 01/25/2024

## Attachment 2

### Resources Leveraged by Community Action Agencies in FFY 2022

Community Action Agency	CSBG	Leveraged Resources	Total Support
Allegany County Human Resources Development Commission	\$297,549	\$15,035,830	\$15,333,379
Anne Arundel County Community Action Agency Inc.	\$471,276	\$6,873,580	\$7,344,856
Baltimore City Community Action Partnership	\$2,586,577	\$5,256,810	\$7,843,387
Community Action Council of Howard County	\$245,507	\$17,980,020	\$18,225,527
Community Assistance Network Inc.	\$760,268	\$6,648,890	\$7,409,158
Delmarva Community Services Inc.	\$362,738	\$14,684,040	\$15,046,778
Frederick Department of Housing and Human Services	\$274,908	\$8,430,530	\$8,705,438
Garrett County Maryland Community Action Committee Inc.	\$333,728	\$19,764,840	\$20,098,568
Harford Community Action Agency Inc.	\$319,293	\$3,212,410	\$3,531,703
Human Services Programs of Carroll County Inc.	\$265,503	\$4,335,860	\$4,601,363
Maryland Rural Development Corporation	\$333,251	\$9,464,560	\$9,797,811
Montgomery County Community Action Agency	\$647,462	\$11,809,300	\$12,456,762
Neighborhood Services Center Inc.	\$336,857	\$3,953,170	\$4,290,027
Shore Up Inc.	\$536,916	\$19,180,470	\$19,717,386
Southern Maryland Tri-County Community Action Committee Inc.	\$425,986	\$17,984,780	\$18,410,766
United Communities Against Poverty Inc.	\$769,668	\$2,602,010	\$3,371,678
Washington County Community Action Council	\$320,359	\$16,068,950	\$16,389,309
<b>Totals</b>	<b>\$9,287,846</b>	<b>\$183,286,050</b>	<b>\$192,573,896</b>

**Note:** Leveraged resources includes pandemic relief funding authorized by the CARES Act and ARPA.

## Attachment 3

### Individuals & Families Served by Community Action Agencies in FFY 2022

Community Action Agency	Individuals Served	Families Served
Allegany County Human Resources Development Commission	27,647	13,697
Anne Arundel County Community Action Agency Inc.	12,931	6,082
Baltimore City Community Action Partnership	25,455	15,140
Community Action Council of Howard County Maryland	11,860	4,597
Community Assistance Network Inc.	5,411	3,133
Delmarva Community Services Inc.	2,801	1,943
Frederick Department of Housing and Human Services	3,280	1,452
Garrett County Maryland Community Action Committee Inc.	8,496	5,969
Harford Community Action Agency Inc.	12,464	6,108
Human Services Programs of Carroll County Inc.	5,894	3,050
Maryland Rural Development Corporation	1,955	1,249
Montgomery County Community Action Agency	40,103	15,401
Neighborhood Services Center Inc.	2,053	992
Shore Up Inc.	16,333	6,680
Southern Maryland Tri-County Community Action Committee Inc.	1,776	1,090
United Communities Against Poverty Inc.	4,224	1,721
Washington County Community Action Council	2,865	1,580
<b>Totals</b>	<b>185,548</b>	<b>89,884</b>

# Attachment 4



## 2022 CSBG FACT SHEET

Source: FFY 2022 Community Services Block Grant Annual Report

**Maryland's Community Action Network leverages CSBG funds with federal, state, local, and private sources to support thousands of Maryland families in moving from poverty to self-sufficiency.**

**42,000** Maryland households served by Community Action Agencies in 2022 were at or below **100%** of the Federal Poverty Line

**26,000** Maryland households served by Community Action Agencies in 2022 were at or below **50%** of the Federal Poverty Line

**\$9.2 million**

Non-discretionary funds awarded to CAAs

**1:20**

Every \$1 of CSBG leverages \$20 in additional resources

### IMPACT BY THE NUMBERS

**\$183 million**

Additional resources leveraged by CAAs

**17**

CAAs serve Maryland families statewide

### Individuals Served by Community Action Agencies



**52,000**

Children

**33,000**

Unemployed Adults



**26,000**

People with Disabilities

**22,000**

People with Disabilities



**186,000**

Individuals Served

Wes Moore, Governor  
Aruna Miller, Lt. Governor  
Jacob R. Day, Secretary  
Julia Glanz, Deputy Secretary



[dhcd.maryland.gov](https://dhcd.maryland.gov)



# Attachment 5

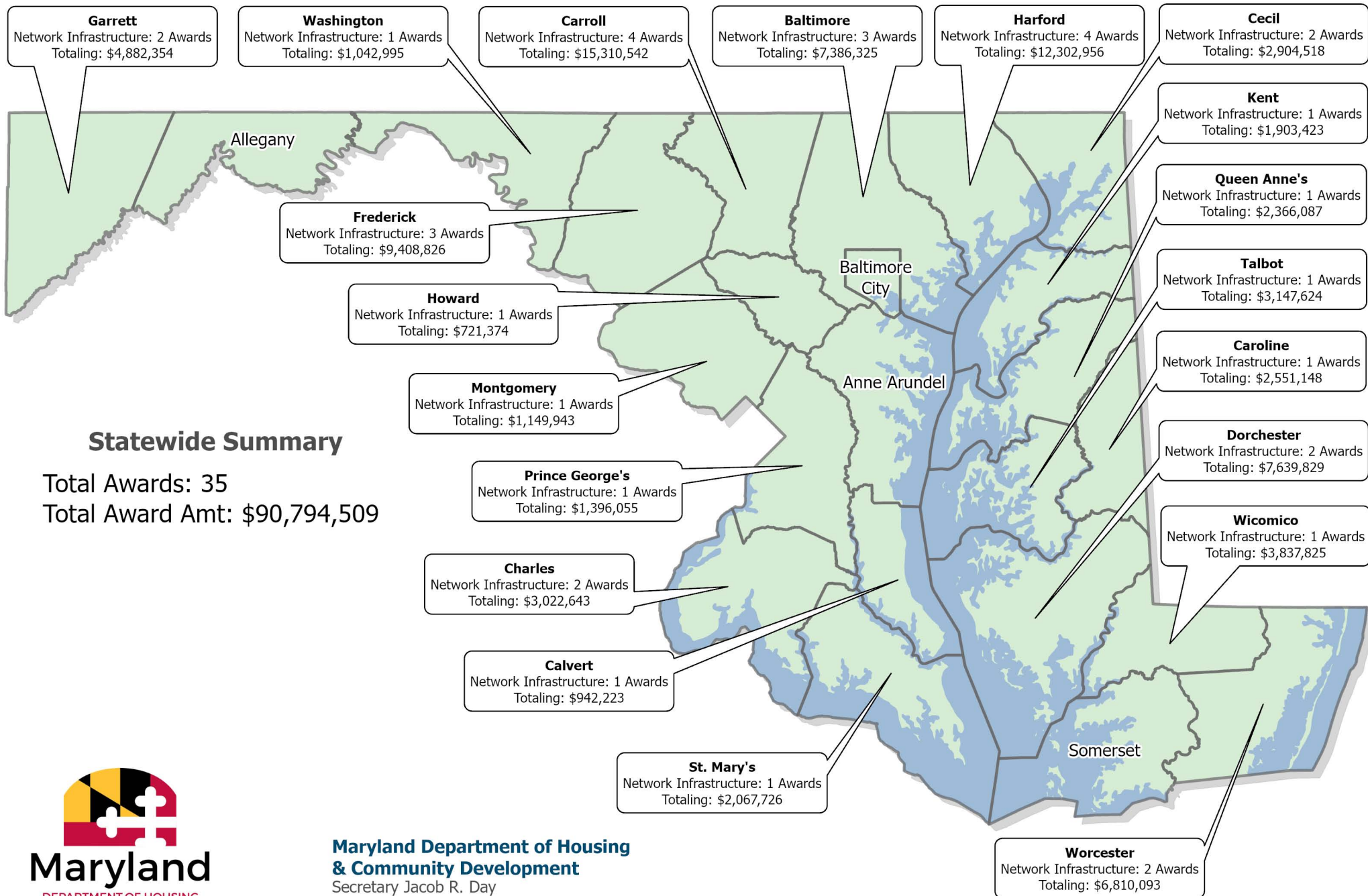
## Planned Distribution of CSBG Funds to Community Action Agencies

Each year, CAAs are level-funded based on the prior year's allocation. Non-Discretionary awards are adjusted when the Department receives its full annual allocation from the US Department of Health and Human Services. FFY 2025 and FFY 2026 projections are based on FFY 2024 awards.

Community Action Agency	Service Area	Projected 2025	Projected 2026
Allegany County Human Resources Development Commission	Allegany County	\$299,149	\$299,149
Anne Arundel County Community Action Agency Inc.	Anne Arundel County	\$473,569	\$473,569
Baltimore City Community Action Partnership	Baltimore City	\$2,496,937	\$2,496,937
Community Action Council of Howard County Maryland	Howard County	\$251,674	\$251,674
Community Assistance Network Inc.	Baltimore County	\$810,609	\$810,609
Delmarva Community Services Inc.	Dorchester County	\$330,798	\$330,798
Frederick Department of Housing and Human Services	Frederick County	\$301,525	\$301,525
Garrett County Maryland Community Action Committee Inc.	Garrett County	\$301,084	\$301,084
Harford Community Action Agency Inc.	Harford County	\$338,805	\$338,805
Human Services Programs of Carroll County Inc.	Carroll County	\$269,824	\$269,824
Maryland Rural Development Corporation	Caroline, Cecil, and Kent Counties	\$349,243	\$349,243
Montgomery County Community Action Agency	Montgomery County	\$709,743	\$709,743
Neighborhood Services Center Inc.	Talbot County	\$302,136	\$302,136
Shore Up Inc.	Queen Anne's, Somerset, Wicomico, and Worcester Counties	\$575,017	\$575,017
Southern Maryland Tri-County Community Action Committee Inc.	Calvert, Charles, St. Mary's Counties	\$467,799	\$467,799
United Communities Against Poverty Inc.	Prince George's County	\$846,897	\$846,897
Washington County Community Action Council	Washington County	\$346,105	\$346,105
<b>Statewide Total</b>		<b>\$9,470,914</b>	<b>\$9,470,914</b>

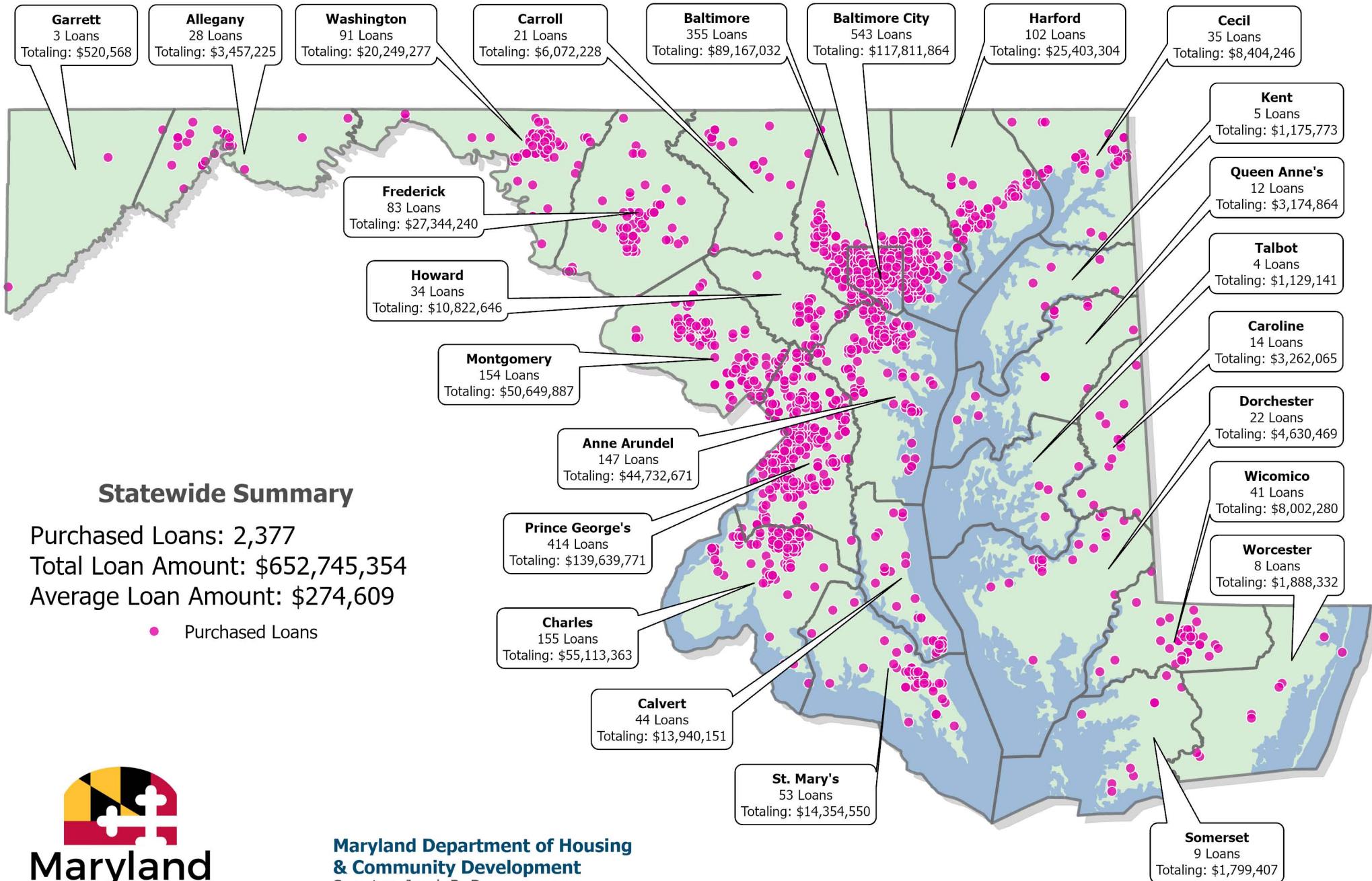


# Office of Statewide Broadband - Broadband Infrastructure Awards by Jurisdiction: Fiscal Year 2023



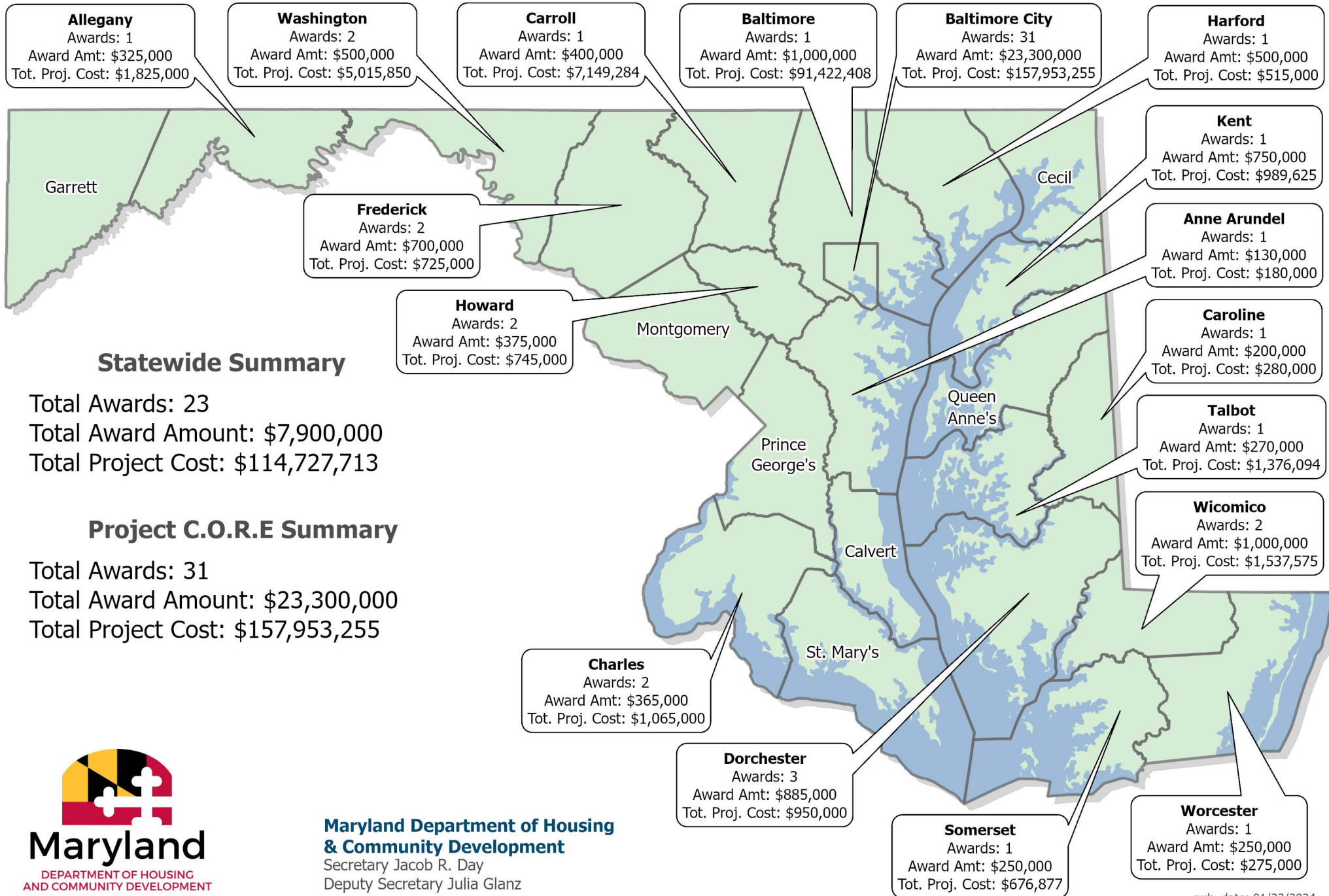
# Maryland Mortgage Program (MMP)

## Loans Purchased by Jurisdiction: Fiscal Year 2023

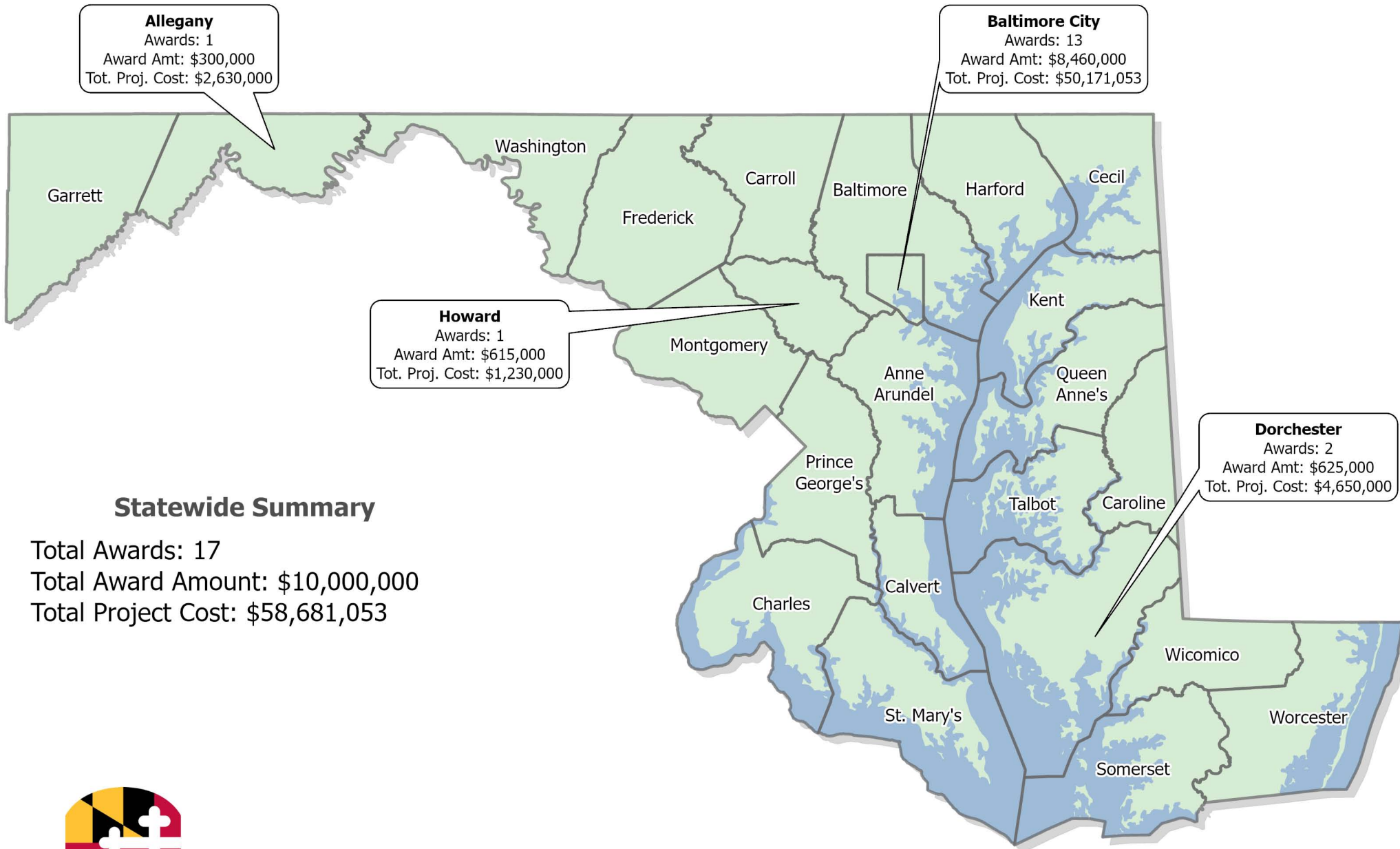




# Strategic Demolition Fund (SDF) & Project C.O.R.E Awards by Jurisdiction: Fiscal Year 2023



# Seed Community Development Anchor Institution Fund Awards by Jurisdiction: Fiscal Year 2023



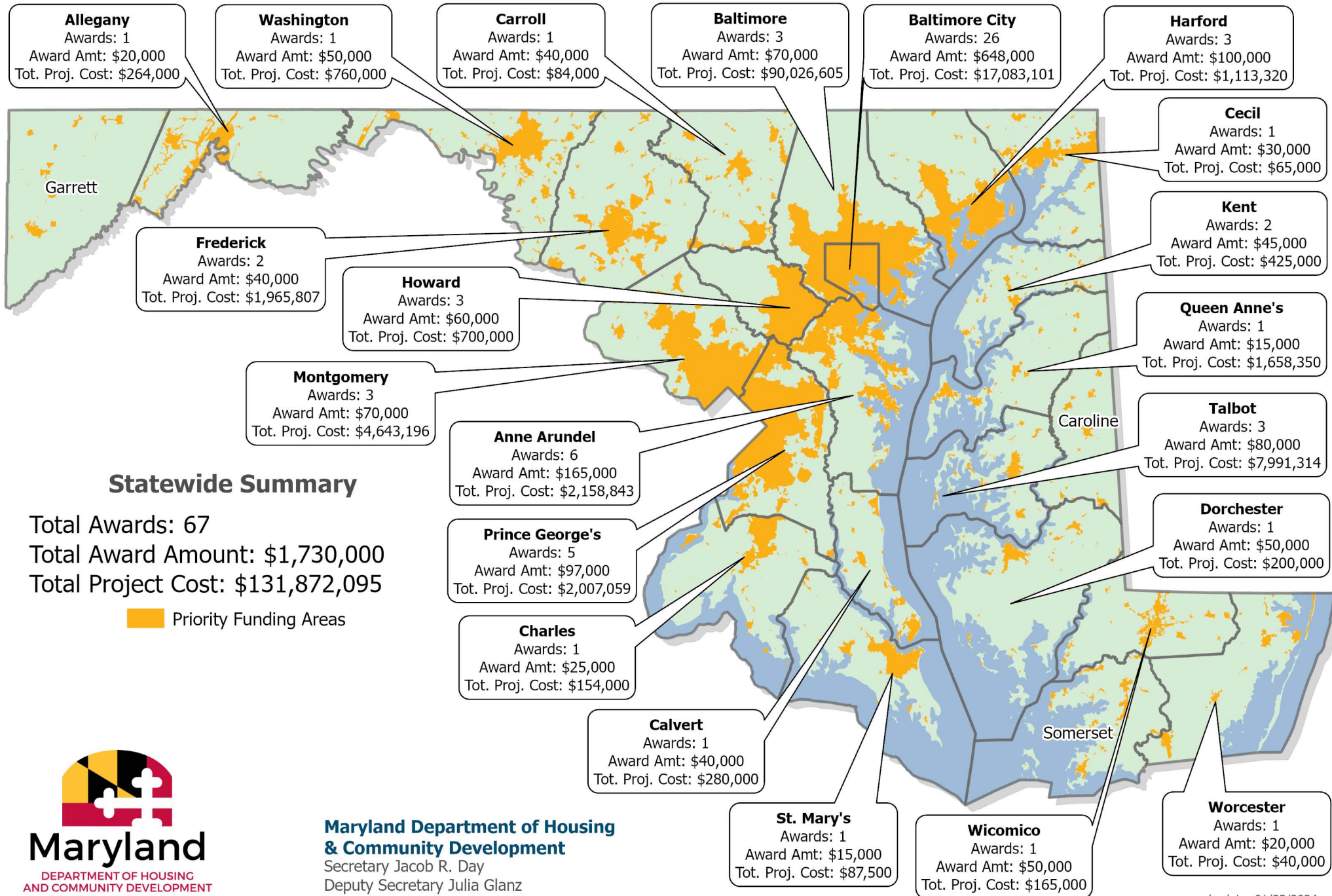
## Statewide Summary

Total Awards: 17  
Total Award Amount: \$10,000,000  
Total Project Cost: \$58,681,053

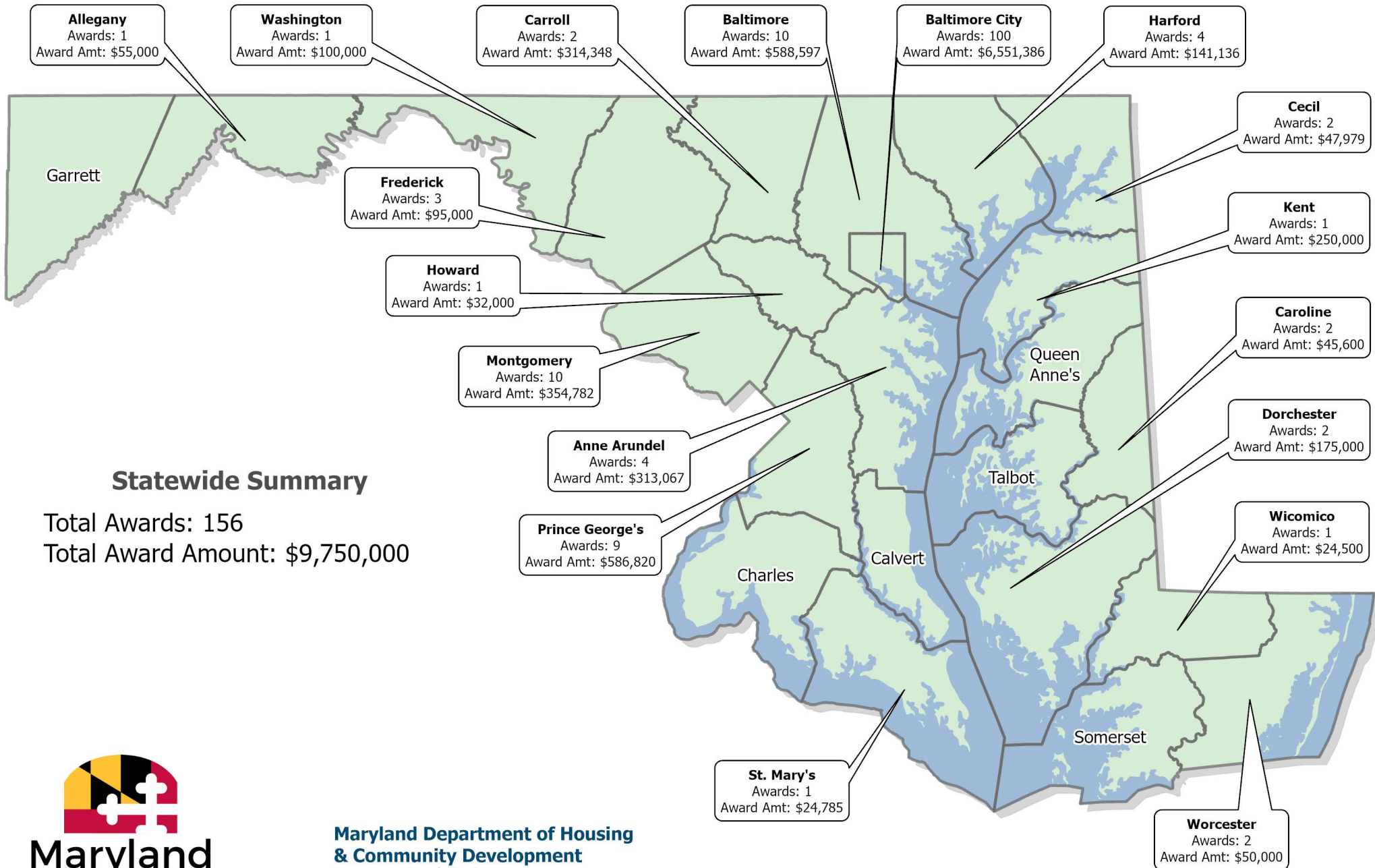


# Community Investment Tax Credits (CITC) Program

## Awards by Jurisdiction: Fiscal Year 2023



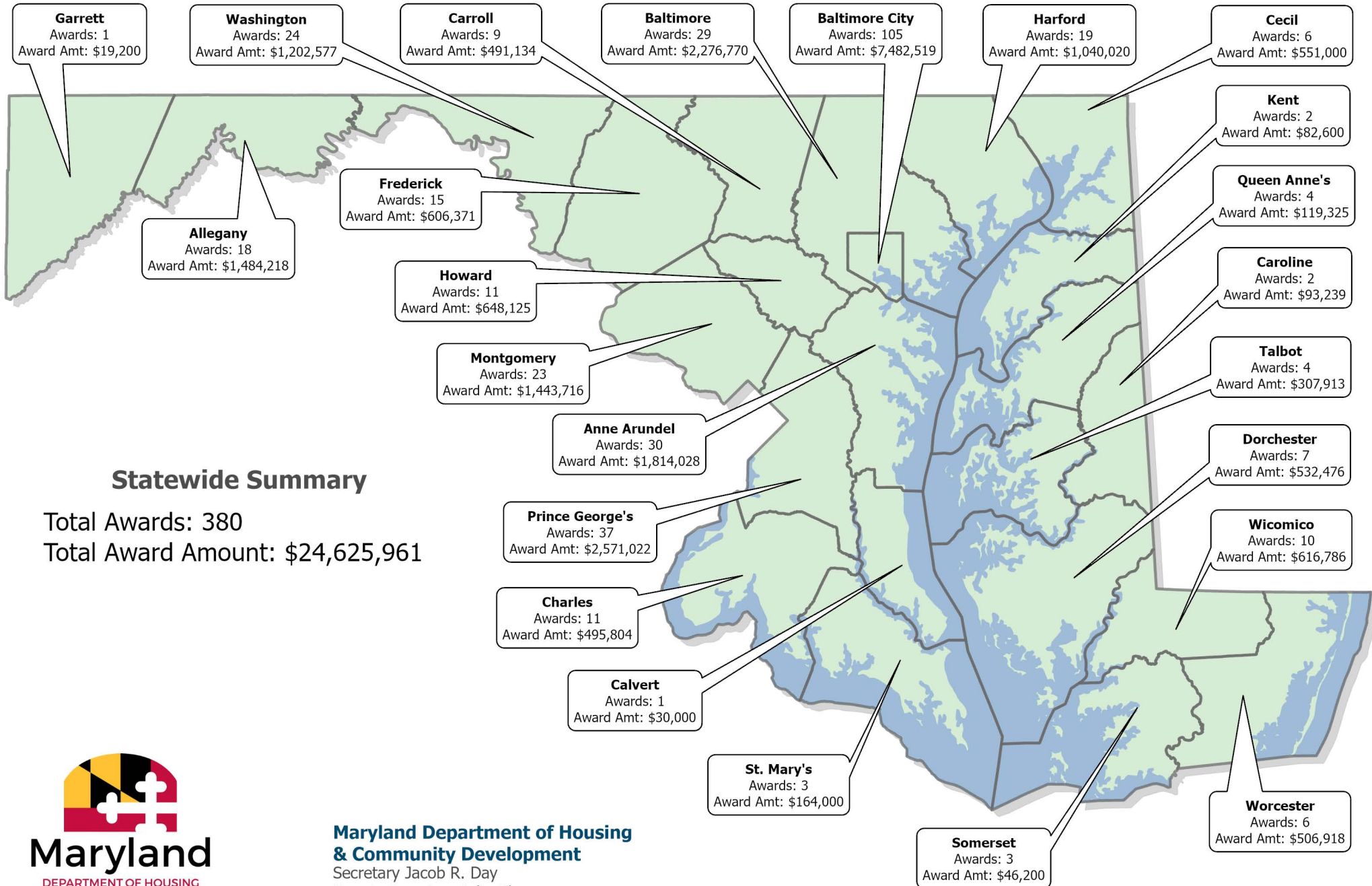
# Community Safety Works (CSW) Program Awards by Jurisdiction: Fiscal Year 2023



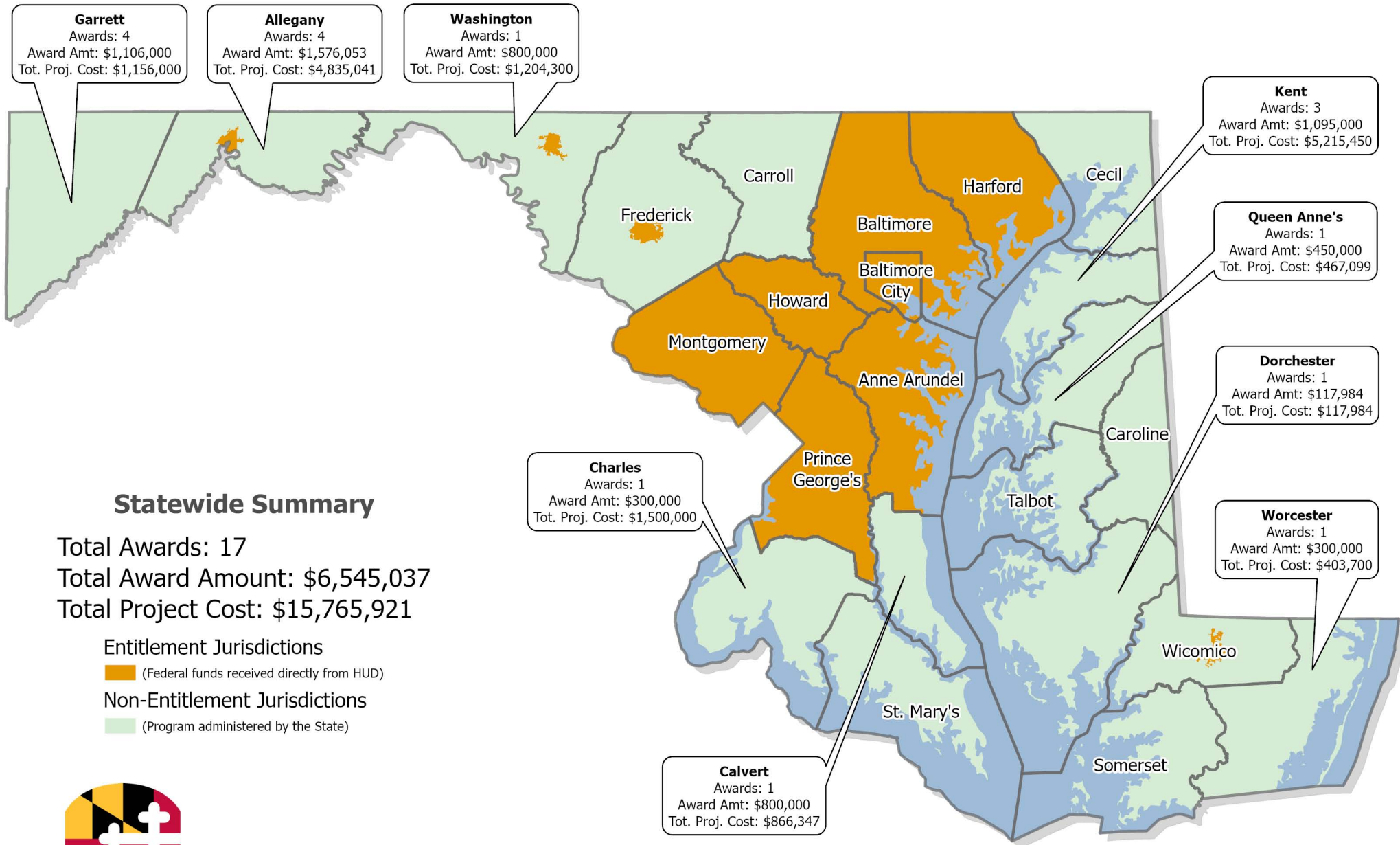


# Project Restore Program

## Awards by Jurisdiction: Fiscal Year 2023



# Community Development Block Grant (CDBG) Program Awards by Jurisdiction: Fiscal Year 2023



## Statewide Summary

Total Awards: 17  
Total Award Amount: \$6,545,037  
Total Project Cost: \$15,765,921

### Entitlement Jurisdictions

■ (Federal funds received directly from HUD)

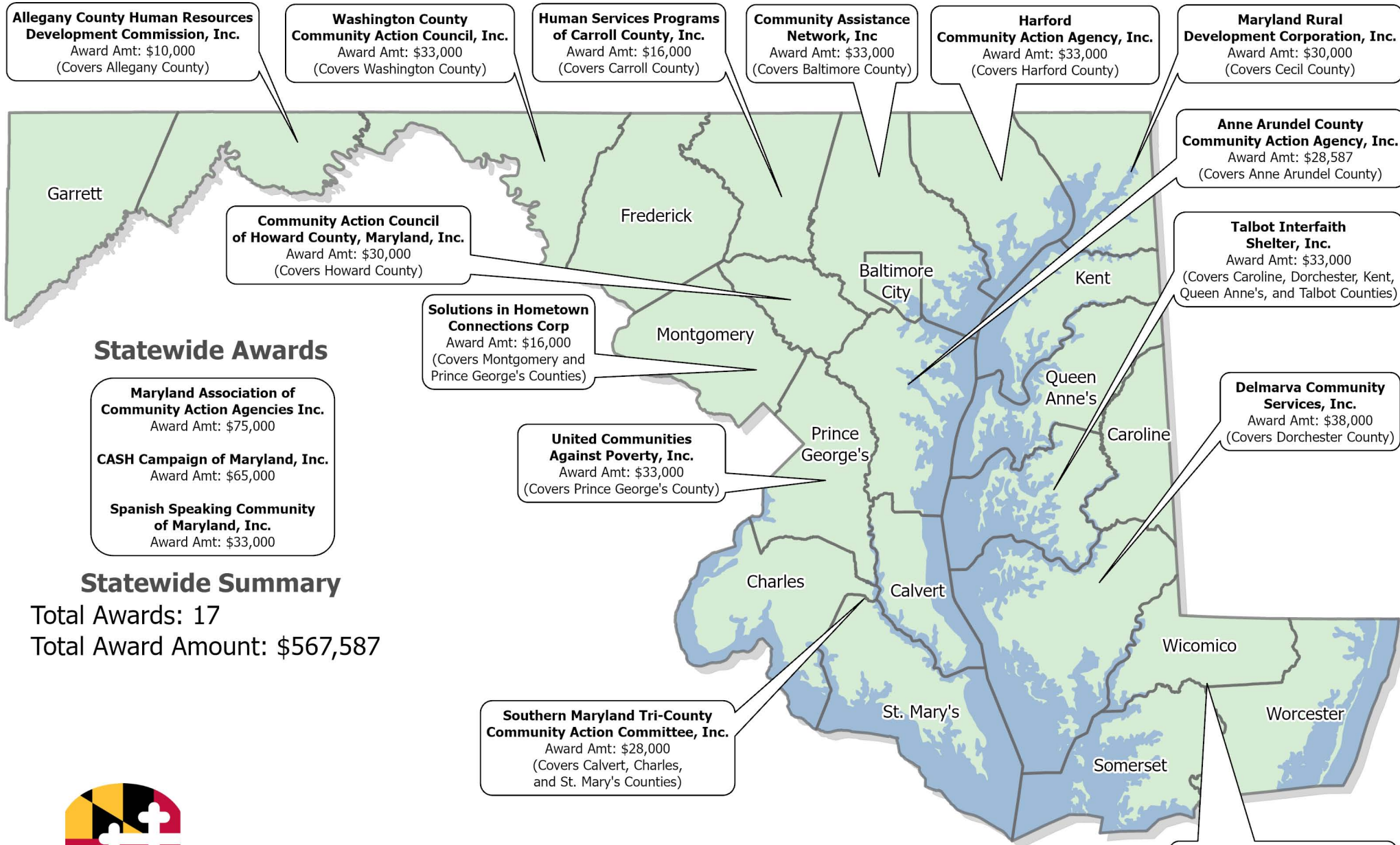
### Non-Entitlement Jurisdictions

■ (Program administered by the State)



# Community Service Block Grant Discretionary (CSBG-D)

## Awards by Jurisdiction: Fiscal Year 2023



### Statewide Awards

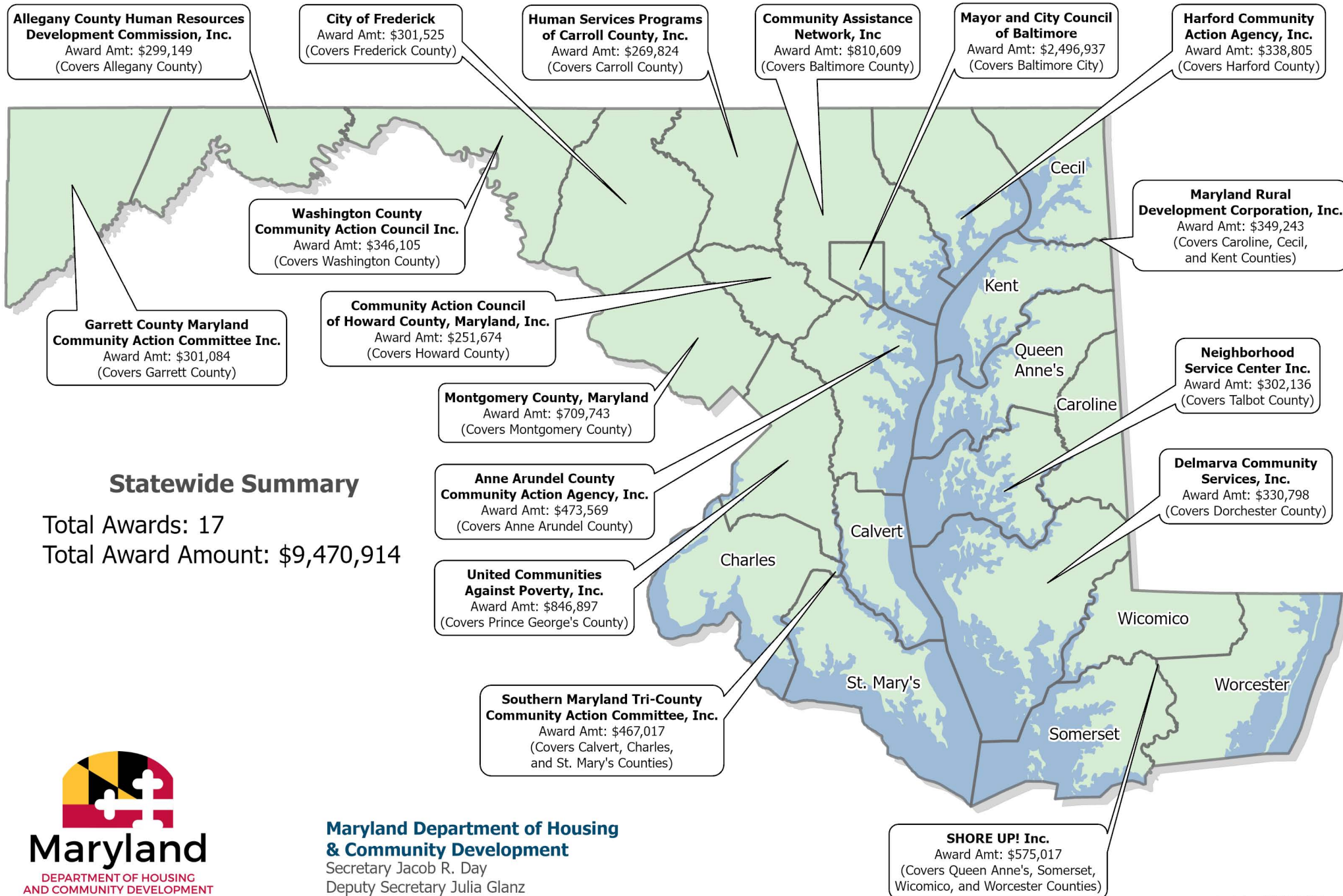
- Maryland Association of Community Action Agencies Inc.**  
Award Amt: \$75,000
- CASH Campaign of Maryland, Inc.**  
Award Amt: \$65,000
- Spanish Speaking Community of Maryland, Inc.**  
Award Amt: \$33,000

### Statewide Summary

Total Awards: 17  
Total Award Amount: \$567,587

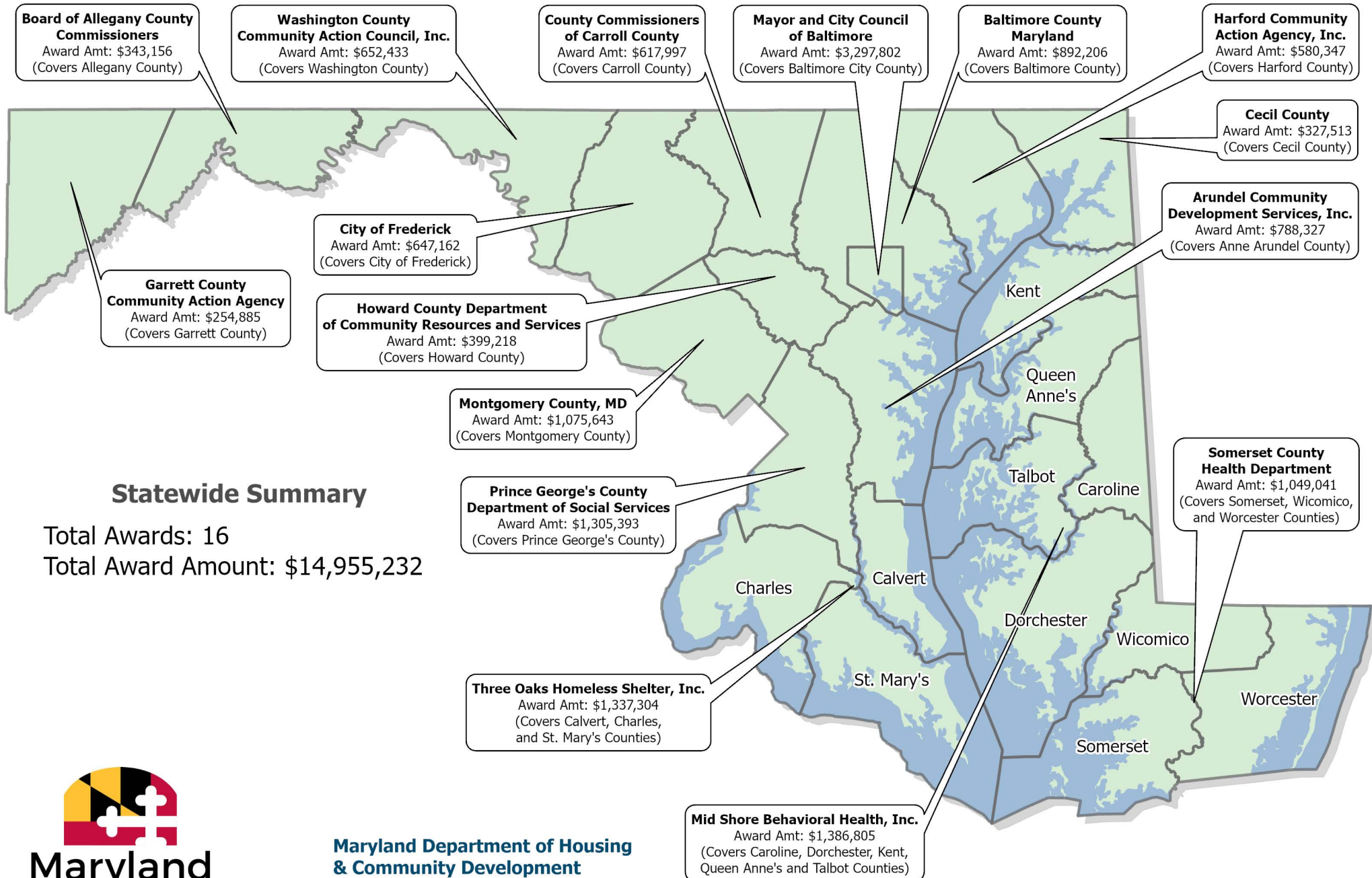
# Community Service Block Grant Non-Discretionary (CSBG-ND)

## Awards by Jurisdiction: Fiscal Year 2023



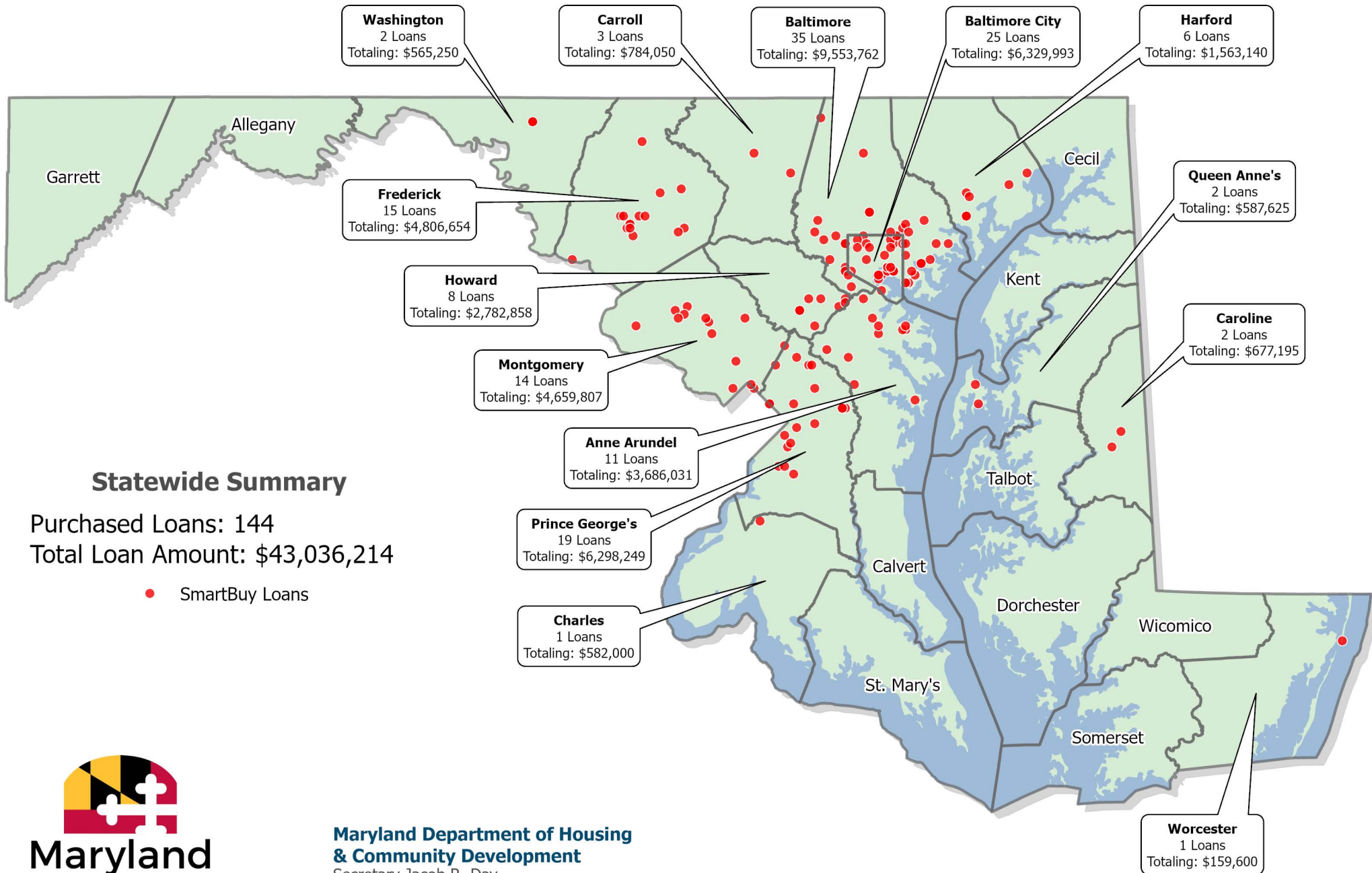


# Homelessness Solutions Program (HSP) Awards by Jurisdiction: Fiscal Year 2023



# Maryland SmartBuy Program

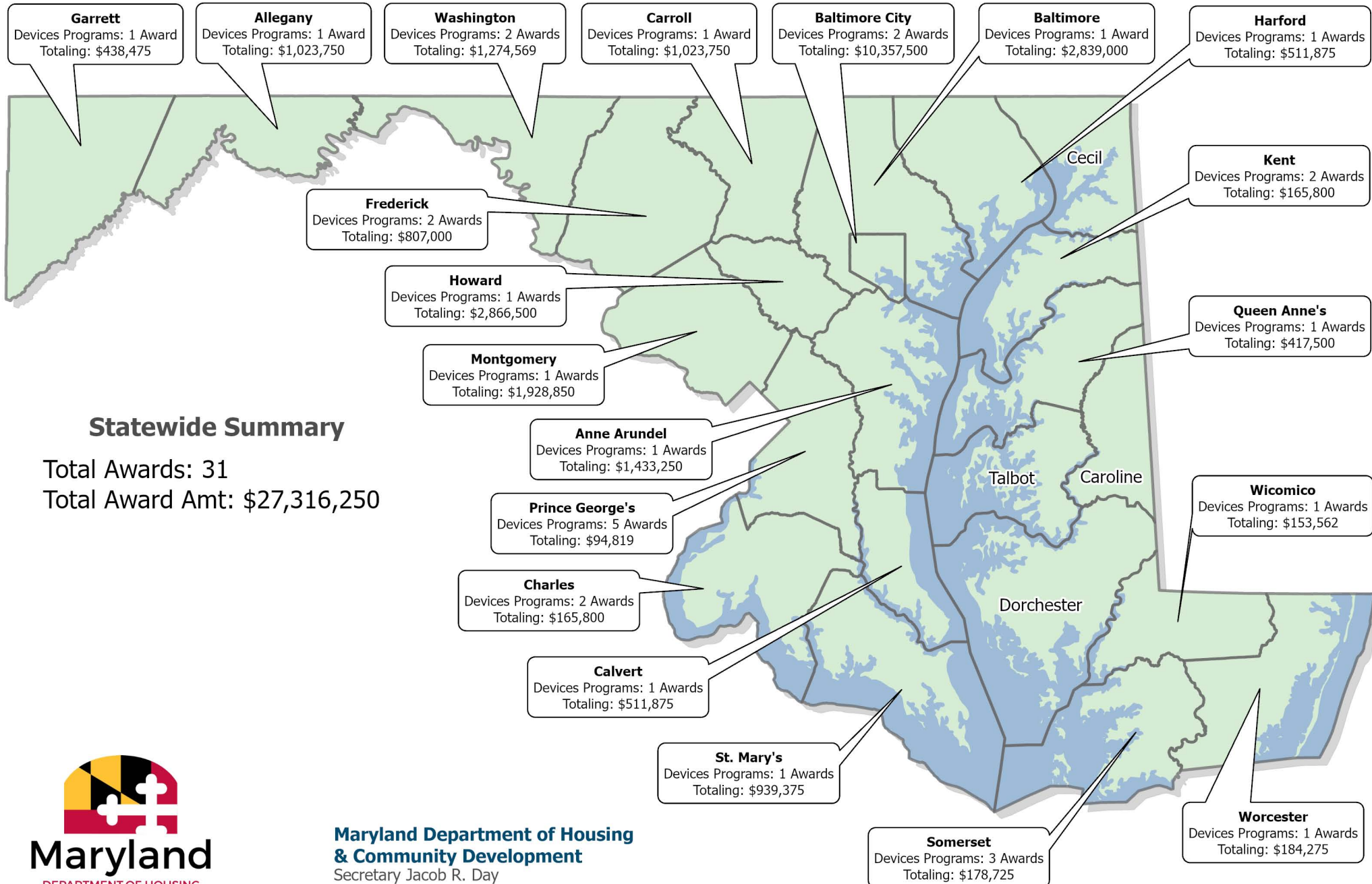
## Loans Purchased by Jurisdiction: Fiscal Year 2023





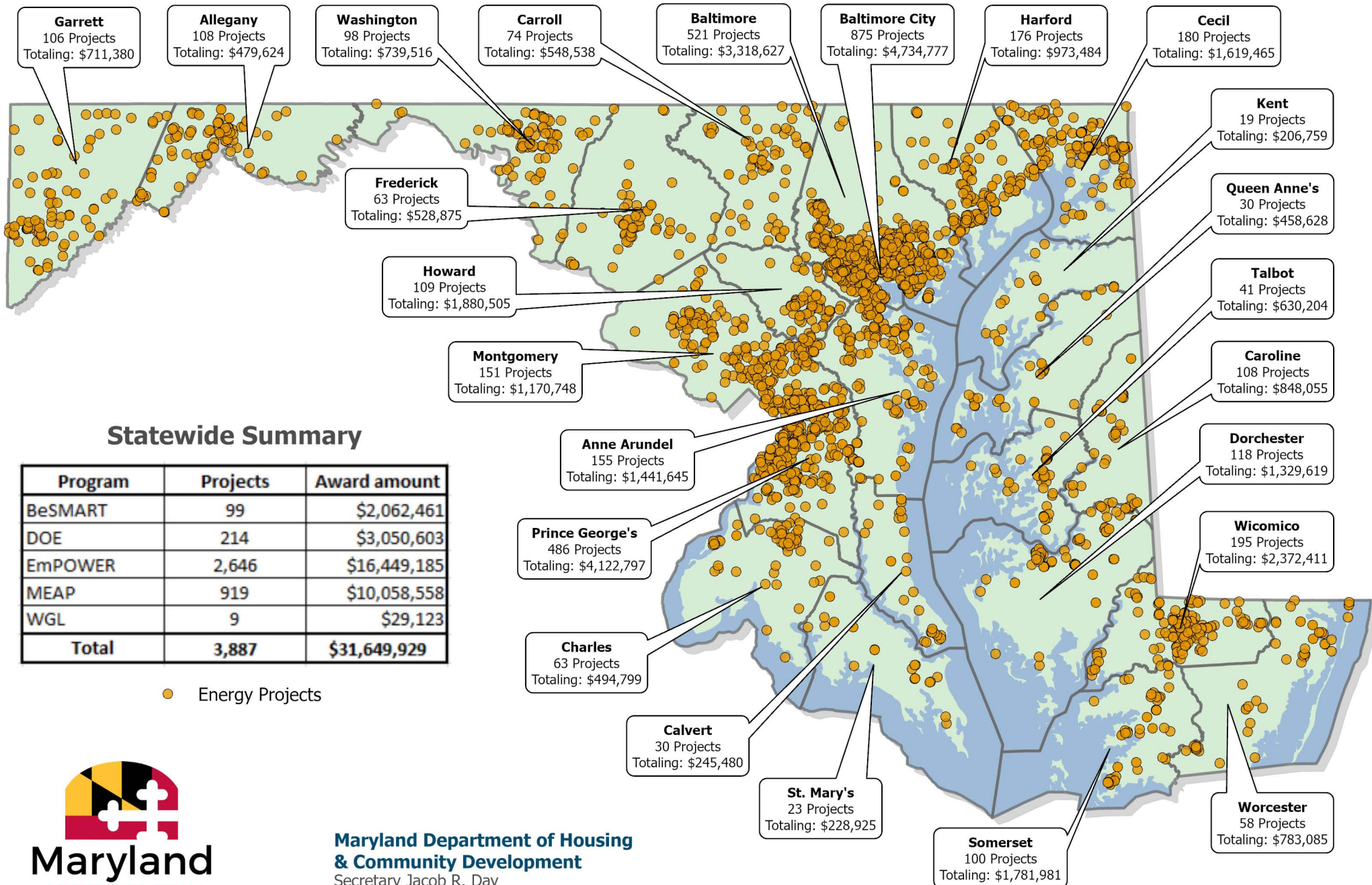
# Office of Statewide Broadband - Broadband Devices Programs

## Awards by Jurisdiction: Fiscal Year 2023



# Housing & Building Energy Programs

## Projects by Jurisdiction: Fiscal Year 2023

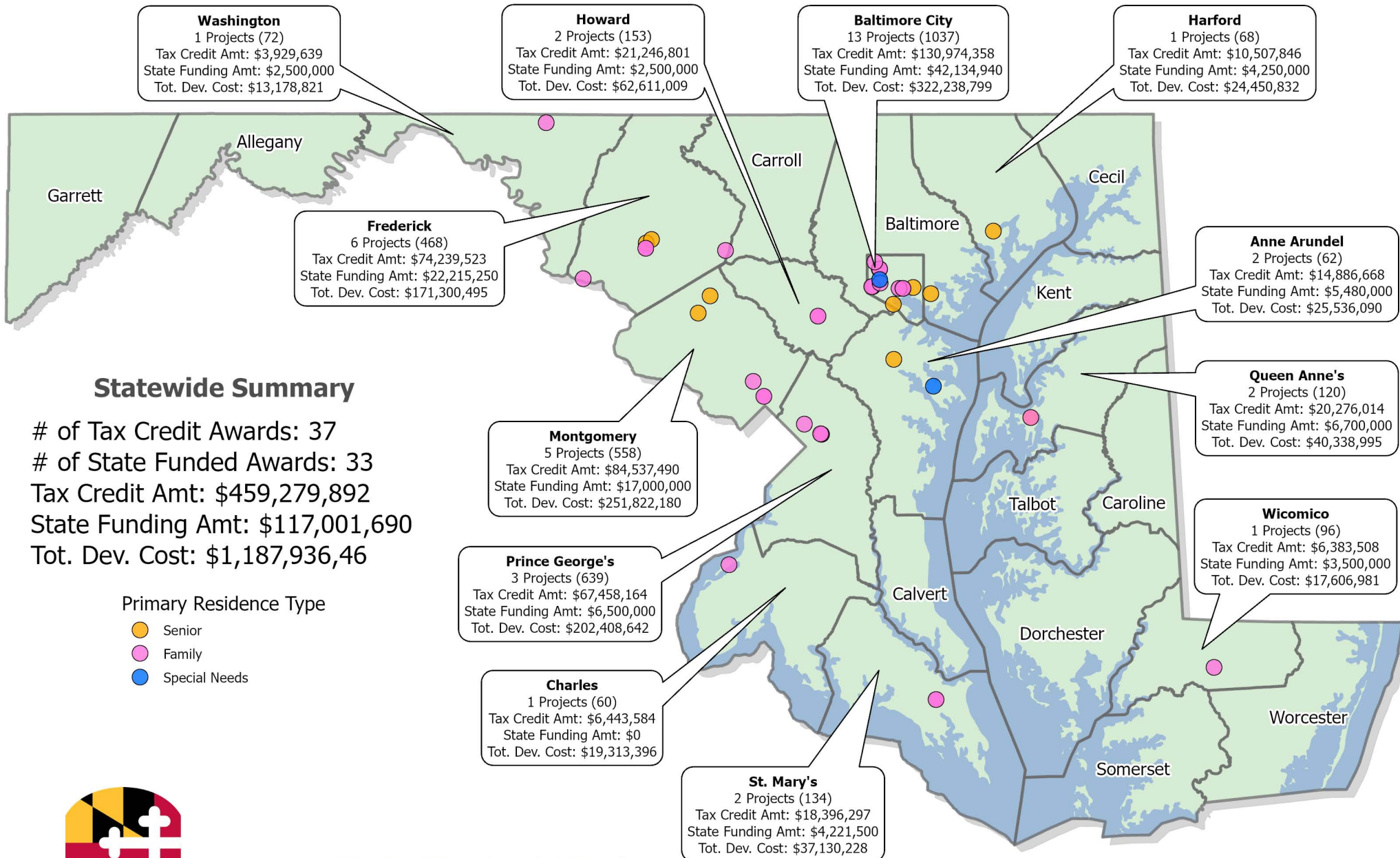


### Statewide Summary

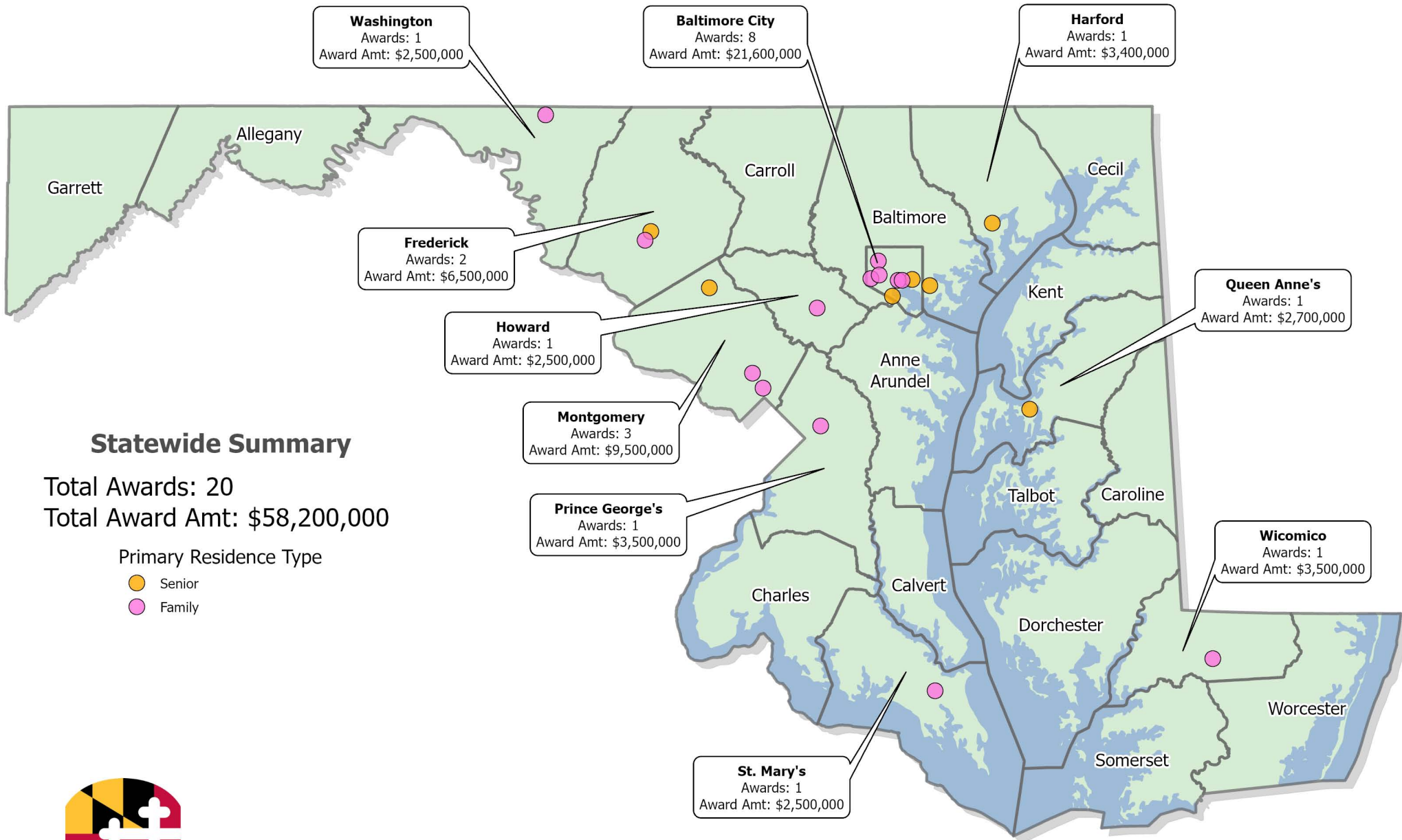
Program	Projects	Award amount
BeSMART	99	\$2,062,461
DOE	214	\$3,050,603
EmPOWER	2,646	\$16,449,185
MEAP	919	\$10,058,558
WGL	9	\$29,123
<b>Total</b>	<b>3,887</b>	<b>\$31,649,929</b>



# Multifamily Construction Projects Reserved & Closed by Jurisdiction: Fiscal Year 2023

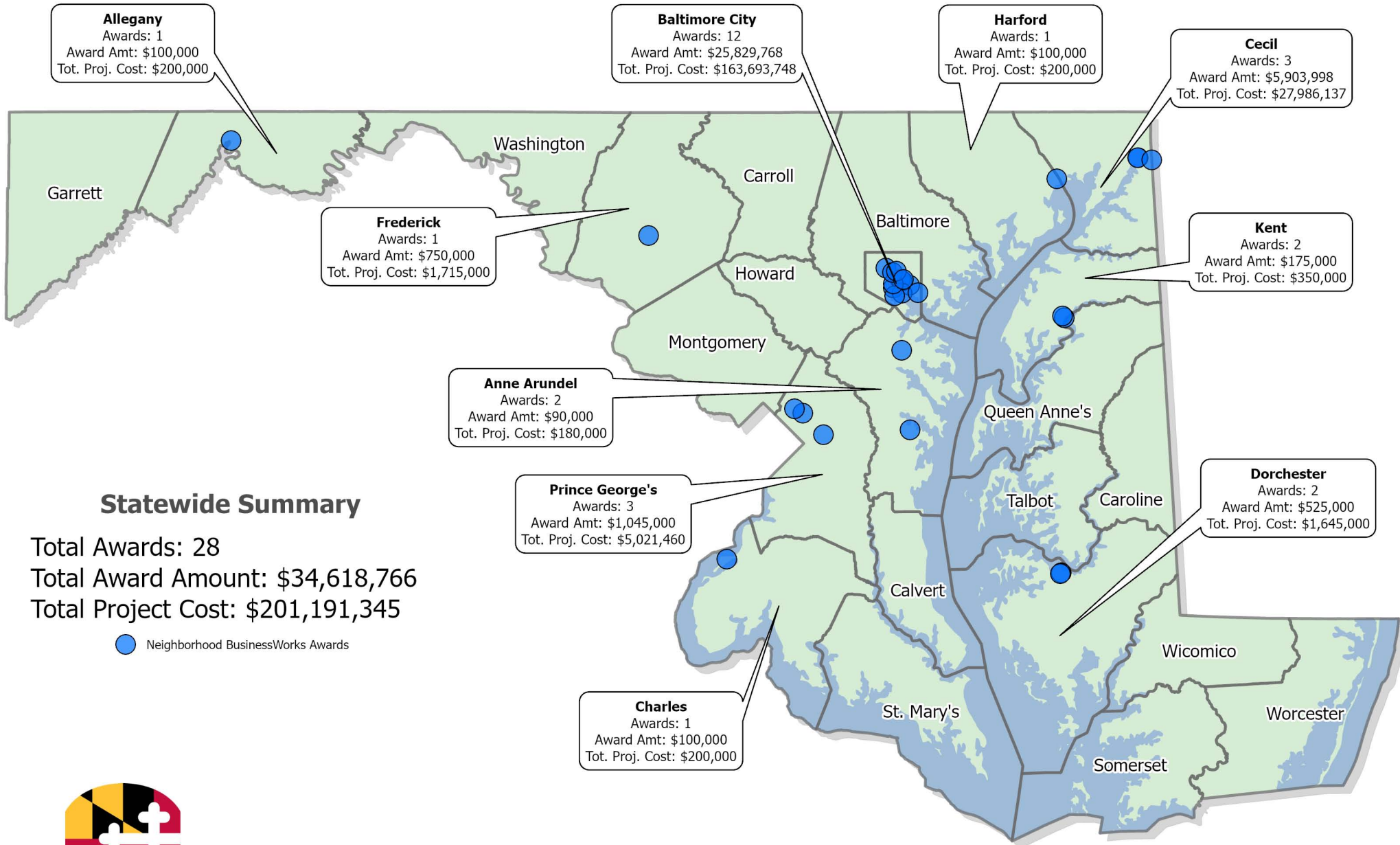


# Rental Housing Works (RHW) Projects Reserved & Closed by Jurisdiction: Fiscal Year 2023





# Neighborhood BusinessWorks (NBW) Program Awards by Jurisdiction: Fiscal Year 2023



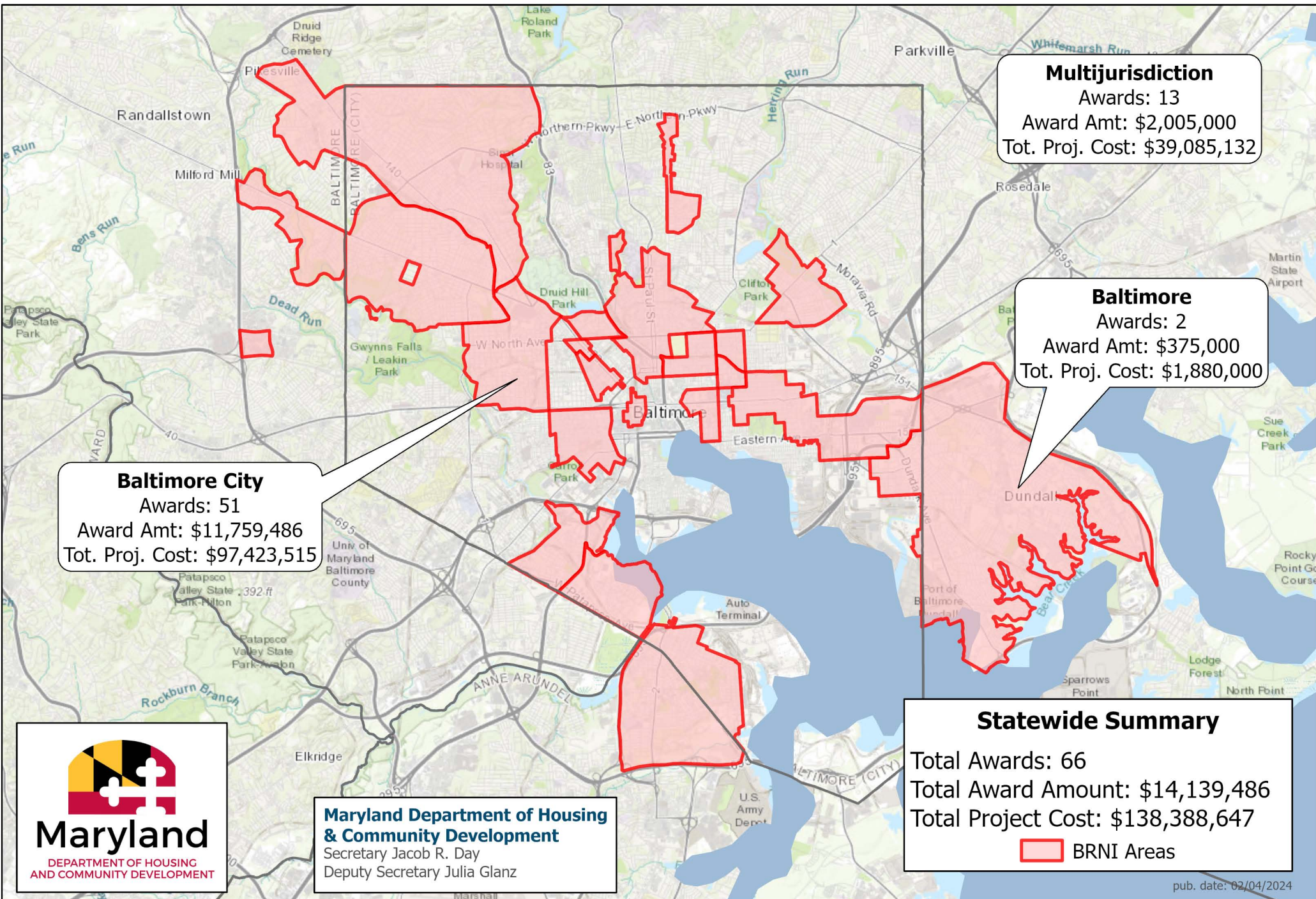
## Statewide Summary

Total Awards: 28  
Total Award Amount: \$34,618,766  
Total Project Cost: \$201,191,345

● Neighborhood BusinessWorks Awards



# Baltimore Regional Neighborhood Initiative (BRNI) Program Awards by Jurisdiction: Fiscal Year 2023

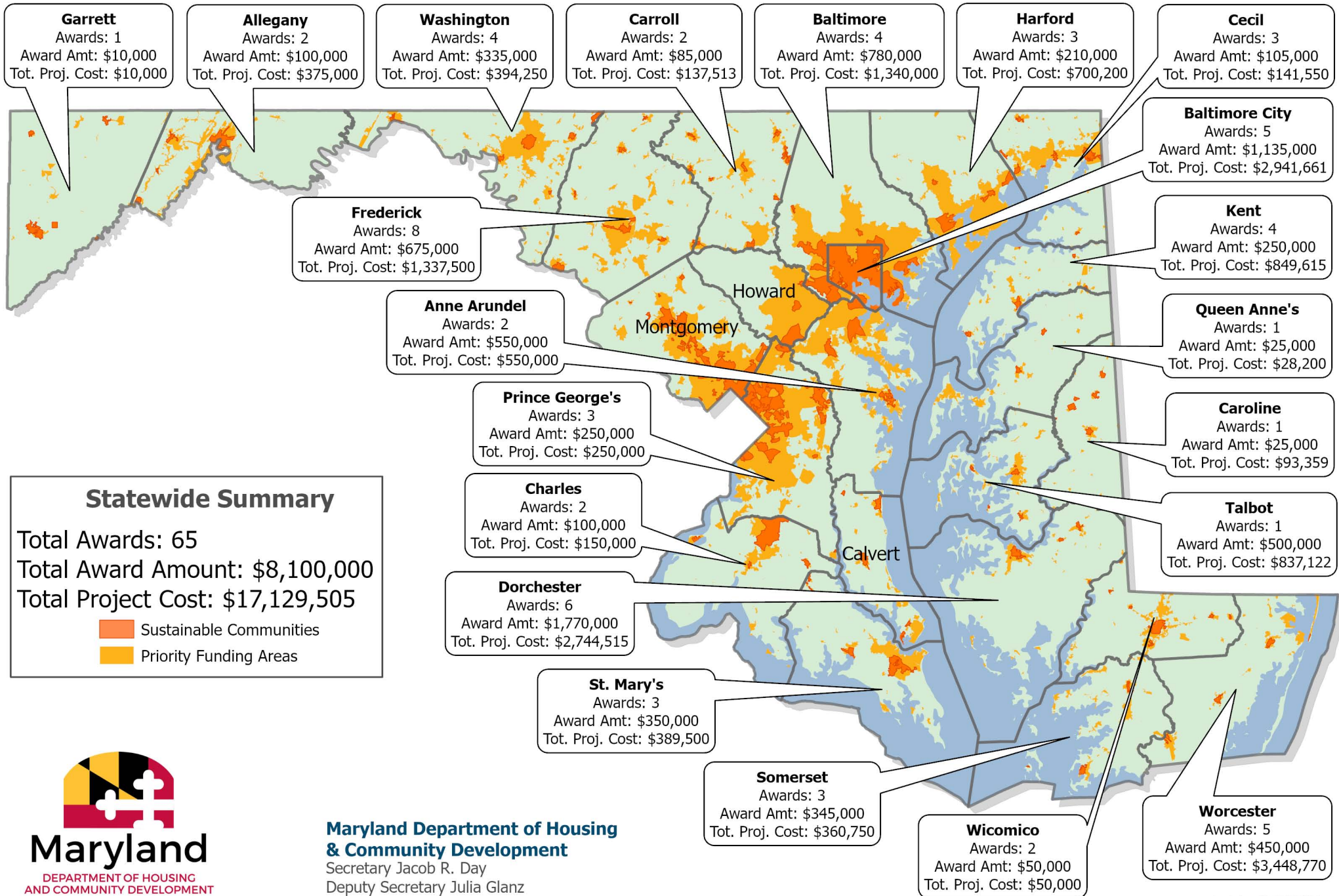


**Maryland Department of Housing  
& Community Development**  
Secretary Jacob R. Day  
Deputy Secretary Julia Glanz



# Community Legacy (CL) Program

## Awards by Jurisdiction: Fiscal Year 2023





# National Capital Strategic Economic Development (NED) Fund Awards by Jurisdiction: Fiscal Year 2023

