



LARRY HOGAN
Governor

BOYD K. RUTHERFORD
Lieutenant Governor

DAVID R. BRINKLEY
Secretary

MARC L. NICOLE
Deputy Secretary

December 13, 2022

The Honorable Guy Guzzone
Chair, Senate Budget and Taxation Committee
3 West, Miller Senate Office Building
Annapolis MD 21401-1911

The Honorable Benjamin Barnes
Chair, House Appropriations Committee
Room 121, House Office Building
Annapolis MD 21401-1911

Dear Chair Guzzone and Chair Barnes:

Pursuant to page 56 of the 2022 *Joint Chairmen's Report* (JCR), the budget committees request the Department of Budget and Management (DBM) to submit a report by November 15, 2022, on Monitoring the Use of Federal Stimulus Funds. Thank you for the extension.

Given the influx of a significant amount of federal stimulus and other relief funding into Maryland since the start of the COVID-19 pandemic (\$81 billion including \$20 billion to state government), Committee Narrative directed DBM to explore the existing mechanisms and data available to evaluate:

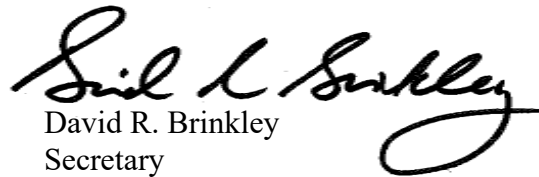
- The extent already distributed funds have been utilized in alignment with federal rules and guidance to appropriately serve targeted populations and prevent improper use;
- Opportunities for improving agency administration of funds to ensure proper compliance with federal rules, reduction of cybersecurity risks, and appropriate internal auditing procedures;
- Outcomes that can be measured to determine the impact COVID-19 assistance has had in Maryland.

Funds distributed by the state government have been utilized in alignment with federal rules and guidance. Content in this report demonstrates DBM's processes and use of data to monitor and evaluate the portfolio. It starts at the summary level of all relief funding, and then focuses in on the American

Rescue Plan, State and Local Fiscal Recovery Funds (SLFRF) as its \$3.7 billion dollar award and portfolio of 90 projects contain the most rigorous compliance and reporting requirements from the U.S. Treasury.

We hope you find this response satisfactory. If you have any questions, please contact me or Deputy Secretary Nicole.

Sincerely,


David R. Brinkley
Secretary

cc: Marc Nicole, Deputy Secretary, DBM

Joint Chairmen’s Report: Monitoring the Use of Federal Stimulus Funds

Committee Narrative, 2022 Session, Page 56, DBM

December 13, 2022

Prepared for:
The Maryland General Assembly
Budget Committees
Department of Legislative Services
Office of Policy Analysis

Email: Jcr.docs@mlis.state.md.us

Cc: Sarah.Albert@mlis.state.md.us

Email Subject Line: JCR REPORT_2022_p56_DBM – Office of Budget Analysis_Monitoring the Use of Federal Stimulus Funds

Maryland Department of Legislative Services
Sarah Albert, Mandated Reports Specialist
DLS Library and Information Services
90 State Circle
Annapolis, MD 21401-1991

Prepared by:
The Maryland Department of Budget and Management

David Brinkley
Secretary

Marc Nicole
Deputy Secretary

Andrew Pierce
Executive Director
Office of Budget Analysis
F10A05.01

Mike Morello
Management Analyst

Table of Contents

Overview.....	3
State and Local Fiscal Recovery Funds (SLFRF).....	7
Improper Use	11
Training, Coaching, and Technical Assistance.....	11
Opportunities for Improving Agency Administration of Funds	13
Non-Entitlement Units (NEUs) Example	13
Reduction of Cybersecurity Risks	14
Appropriate Internal Auditing Procedures.....	15
Outcomes	16
12 Key Outcome Goals for SLFRF	16
Improving Public Health Outcome Measures.....	17
Reducing Negative Economic Impacts Outcome Measures.....	17
Real Gross Domestic Product (GDP)	18
SLFRF Performance Management	19
Output Measures, Alignment to Outcomes.....	21
Conclusion	23
Appendix A – COVID-19 Federal Stimulus Programs Summary Table.....	24
Appendix B - American Rescue Plan Grants Financial Summary Table.....	39
Appendix C – SLFRF Subprojects Financial Summary Table.....	45

Note: This document has been prepared in compliance with the Maryland [Statewide IT Accessibility Initiative](#).

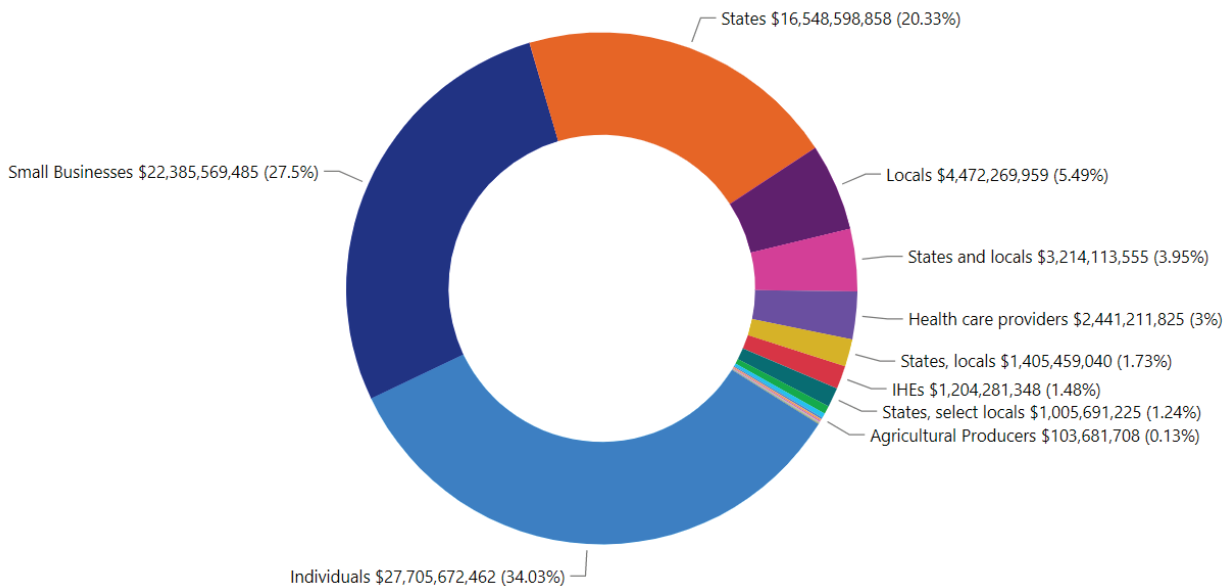
Overview

Maryland governments, individuals, households, small businesses, hospitals, nonprofits, and others were awarded \$81 billion in COVID-19 stimulus funds from 269 federal programs.¹ *Federal Funds Information for States* reports that \$16.5 billion (20%) was awarded to the state government and an additional \$6 billion was awarded to a combination of state government and other recipients, for example the state and local governments. This report describes existing mechanisms and data available to the Maryland Department of Budget and Management (DBM) to evaluate the following:

- The extent already distributed funds have been utilized in alignment with federal rules and guidance to appropriately serve targeted populations and prevent improper use;
- Opportunities for improving agency administration of funds to ensure proper compliance with federal rules, reduction of cybersecurity risks, and appropriate internal auditing procedures;
- Outcomes that can be measured to determine the impact COVID-19 assistance has had in Maryland.

Funds distributed by the state government have been utilized in alignment with federal rules and guidance. Content in this report demonstrates DBM’s use of data to evaluate the portfolio. The following chart illustrates the \$81 billion in federal stimulus received by primary recipient.

Federal Stimulus Award Amount by Primary Recipient

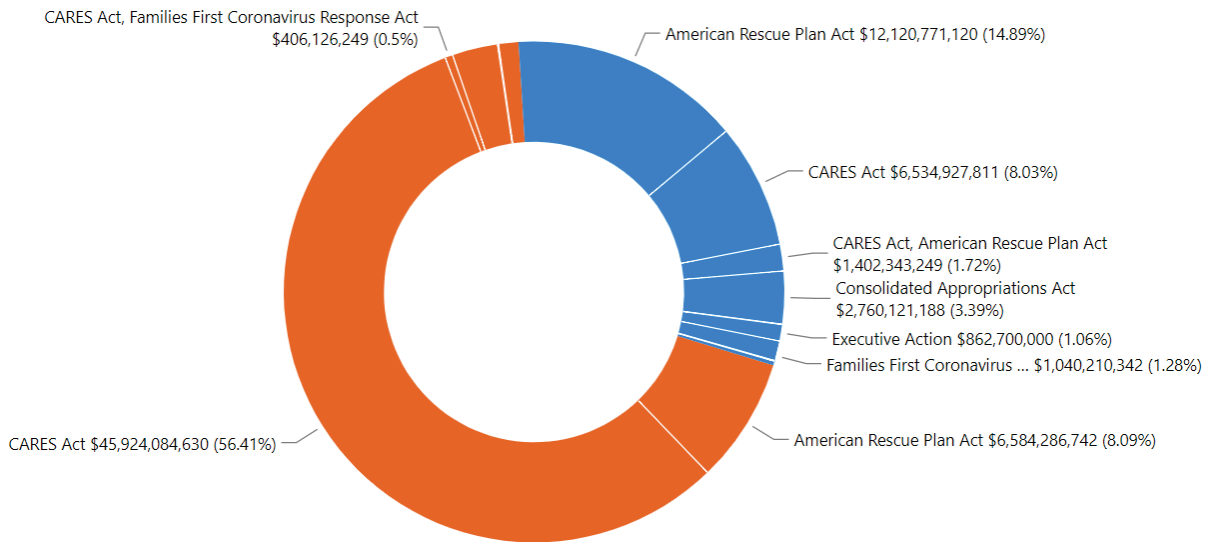


¹ Federal Funds Information for States (FFIS) Database; data updated 10/25/22; retrieved from ffis.org on 10/28/22

State of Maryland

The following chart illustrates the \$81 billion in stimulus by federal legislation type.

Federal Stimulus Award Amount by Legislation



Legend: Blue are Grants, Orange are Non-grants.

The following table includes the top 20 programs by award amount. The \$15 billion in awards from the Paycheck Protection Program (PPP) was the largest dollar program, and the primary recipients were small businesses. Seven of the eight largest awards were part of the CARES Act of 2020, distributed at that time to meet the emergency needs of the pandemic shutdown. The largest grant award to the state was the \$3.7 billion dollar State Fiscal Recovery Funds (SLFRF) award from the American Rescue Plan Act of 2021.

COVID19 Federal Stimulus Program	COVID19 Federal Stimulus SubProgram	Federal Agency	Award Amount	Primary Recipient(s)	Type
CARES Act	Paycheck Protection Program (PPP) 2020	Independent Agencies	\$10,054,456,510	Small Businesses	Non-grant
CARES Act	Federal Pandemic Unemployment Compensation (FPUC)	DOL	\$7,902,258,502	Individuals	Non-grant
CARES Act	Economic Injury Disaster Loans (EIDL)	Independent Agencies	\$6,896,725,901	Small Businesses	Non-grant
American Rescue Plan Act	Economic Impact Payments (ARP)	Treasury	\$6,494,792,000	Individuals	Non-grant
CARES Act	Municipal Liquidity Facility (max. eligible notes)	Federal Reserve	\$5,670,000,000	States	Non-grant
CARES Act	Paycheck Protection Program (PPP) 2021	Independent Agencies	\$5,105,480,074	Small Businesses	Non-grant
CARES Act	Economic Impact Payments (CARES Act)	Treasury	\$4,612,506,000	Individuals	Non-grant

State of Maryland

COVID19 Federal Stimulus Program	COVID19 Federal Stimulus SubProgram	Federal Agency	Award Amount	Primary Recipient(s)	Type
CARES Act	Pandemic Unemployment Assistance (PUA)	DOL	\$3,947,623,393	Individuals	Non-grant
American Rescue Plan Act	State Fiscal Recovery Fund	Treasury	\$3,717,212,336	States	Grant
CARES Act	Coronavirus Relief Fund	Treasury	\$2,344,276,754	States and locals	Grant
Consolidated Appropriations Act	Economic Impact Payments (PL 116-260)	Treasury	\$2,344,125,000	Individuals	Non-grant
American Rescue Plan Act	Local Fiscal Recovery Fund	Treasury	\$2,322,461,537	Locals	Grant
American Rescue Plan Act	Elementary and Secondary School Emergency Relief Fund (ARP)	ED	\$1,952,539,087	States	Grant
CARES Act, American Rescue Plan Act	Public Assistance (PA) Grants	DHS	\$1,397,448,136	States, locals	Grant
CARES Act	Provider Relief Funds - General Allocations	HHS Secretary	\$1,362,090,829	Health care providers	Grant
CARES Act	Pandemic Emergency Unemployment Compensation (PEUC)	DOL	\$1,108,876,972	Individuals	Non-grant
Families First Coronavirus Response Act	Pandemic Electronic Benefit Transfer (P-EBT) Benefits	USDA	\$1,051,773,429	Individuals	Non-grant
Families First Coronavirus Response Act	Medicaid (FFCRA)	CMS	\$1,004,374,101	States	Grant
American Rescue Plan Act	FTA Urbanized Area Formula (ARP)	DOT	\$904,991,802	Locals	Grant
Consolidated Appropriations Act	Elementary and Secondary School Emergency Relief Fund II (P.L. 116-260)	ED	\$868,771,243	States	Grant

A complete list of all 269 awards is in Appendix A.

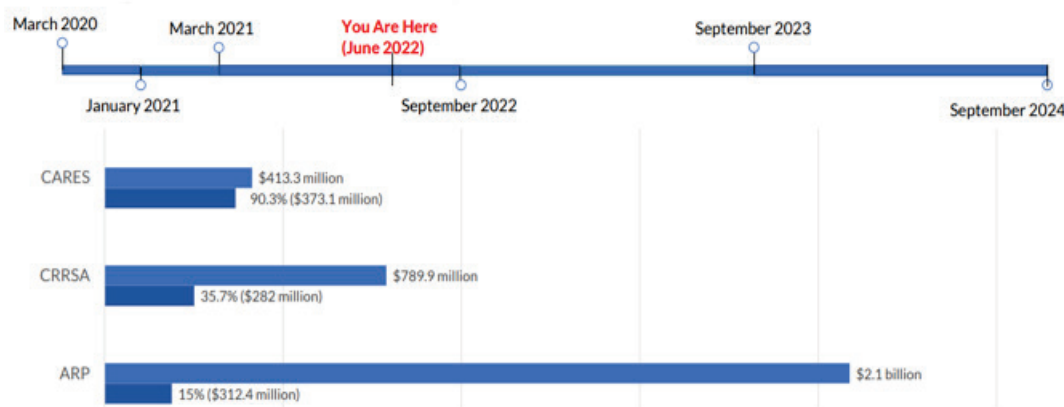
Different federal stimulus programs have different monitoring and oversight requirements. For example, the federal Pandemic Response Accountability Committee (PRAC) was primarily responsible for fraud monitoring on the Paycheck Protection Program because the awards were direct to small businesses. The PRAC’s Analytics Center of Excellence utilizes advanced forensic techniques to uncover suspicious activity, and then works with the Fraud Task Force, Offices of Inspectors General, and law enforcement with the authority to investigate.

Unemployment Insurance related fraud is investigated by the Department of Labor. For example, on [July 12, 2022, the U.S. Department of Justice returned an indictment charging nine defendants](#) in relation to Maryland and California CARES Act COVID-19 unemployment insurance fraud.

The Maryland Department of Health (MDH) and local government recipients were primarily responsible for monitoring and oversight of Coronavirus Relief Funds (CRF) that were awarded to the state under the CARES Act of 2020. Nearly all federal grants have [uniform guidance](#) to comply with as part of 2 CFR 200 of the Federal Code of Regulations.

Some agencies received multiple awards under different legislation. For example, the Maryland State Department of Education’s (MSDE) use of Elementary and Secondary School Emergency Relief (ESSER) was awarded under three separate pieces of legislation. Monitoring and oversight are performed by MSDE directly and have established program evaluation capabilities with outside contractors to help ensure compliance with federal rules. MSDE reported to be on-track with spending and performance requirements at the end of state fiscal year 2022. More information about monitoring for ESSER is available at [MSDE’s ESSER Transparency site](#).

ESSER Budget Execution Reported On-track in FY22



Source: Financing the Future: Covid Relief Funds, Maryland Leads, and Blueprint for State Aid; Dayhoff, Justin, Assistant State Superintendent; Division of Financial Planning, Operations, and Strategy; June 28, 2022

In some cases, agencies received multiple awards under one program. For example, the Department of Housing and Community Development (DHCD) received direct award for the Homeowner Assistance Fund and the Emergency Rental Assistance Program. In these examples, the agency leads monitoring and oversight.

State and Local Fiscal Recovery Funds (SLFRF) have the most rigorous compliance and reporting requirements. The \$3.7 billion SLFRF award requires the state to provide quarterly Project and Expenditure Reports to the U.S. Treasury and a comprehensive, public-facing [SLFRF Annual Performance Report](#). SLFRF is the largest portfolio of projects that the Department of Budget and Management (DBM) provides management and oversight of and is subsequently the focus of this report.

The following sections include content about the system of people, processes, and technology that work together every day to orchestrate, quantify, and innovate the management and oversight of SLFRF.

State and Local Fiscal Recovery Funds (SLFRF)

The Department of Budget and Management's (DBM) oversight of the State and Local Fiscal Recovery Funds (SLFRF) represents the largest discretionary budgeting in the ARP portfolio. The SLFRF program contains 28 projects, including 89 subprojects totaling over \$3.5 billion.

When the American Rescue Plan (ARP) became law on March 11, 2021, Governor Larry Hogan and the General Assembly moved quickly to reach a [bipartisan spending plan](#) for State and Local Fiscal Recovery Funds (SLFRF). [Supplemental Budget #5](#) was introduced by the governor on March 31, 2021 reflecting appropriations for many of the agreed-upon items.

Governor Hogan and the General Assembly were confident the spending plan would:


- Support urgent COVID-19 response efforts to decrease the spread of the virus
- Support immediate economic stabilization for households and businesses
- Address public health and economic challenges that have contributed to the unequal impact of the pandemic on certain populations
- Replace lost public sector revenue to strengthen support for vital public services and to help retain jobs

The U.S. Treasury's [Final Rule](#) establishes that SLFRF can be utilized for:

- Public health responses for those impacted by the pandemic, including the general public
- Responses to the negative economic impacts that were experienced as a result of the pandemic
- Additional services, either as a public health response or a response to the negative economic impacts of the pandemic, for disproportionately impacted communities.

Prior to the federal American Rescue Plan (ARP), Governor Hogan championed the [RELIEF Act of 2021](#), which was enacted by the Maryland General Assembly as an emergency bill and signed into law on February 15, 2021. Implemented as 'Recovery Now' projects, the state leveraged SLFRF for many of the projects, and excluded any items in the original agreement that are not eligible based on the Final Rule. Many of the Recovery Now projects are completed, demonstrating the speed of implementation, timely distribution of funds, and equitable support to Marylanders and organizations in-need.

U.S. Treasury compliance and reporting requirements include reporting on the use of SLFRF to appropriately serve targeted populations. This information is contained in the comprehensive [SLFRF Annual Performance Report](#). The report was published on August 1, 2022. DBM provided a copy of the report to the General Assembly.



The American Rescue Plan section of the [DBM website](#) contains public-facing monitoring reports.

State of Maryland

The state also reports on SLFRF each quarter directly to the U.S. Treasury via data upload to a web portal in accordance with financial and performance reporting requirements. There are seven (7) Treasury-compliant Templates that the state uploads. DBM has a contract with Hagerty Consulting to support data collection, analysis, and technical assistance. DBM staff provide oversight and guidance to the consultant. Hagerty Consulting collects the financial and performance data for each of the 89 SLFRF subprojects. The data are then organized into the Treasury-compliant Templates and uploaded for review by the U.S. Treasury. Projects are organized into seven (7) expenditure groups and over sixty (60+) expenditure categories to ensure the state’s projects are allowable under the Treasury’s Final Rule. Before the compliance data is transmitted to the U.S. Treasury, it is reviewed and approved for upload by the Deputy Secretary of DBM each quarter.

The following data is collected and uploaded for review by the U.S. Treasury each quarter:

- Project Baseline Template: Includes the basic project information, description, compliance with labor laws, and information about project demographics and audiences.
- Subrecipients Over \$50K Table: This is a list of all subrecipients (grantees) that received an SLFRF award of more than \$50,000. It includes the name, address, and other relevant information about each subrecipient.
- Subawards Over \$50K Table: Including subaward number and description. These data are later made available to the public by the U.S. Treasury on USAspending.gov
- Subawards Under \$50K (grouped by project)
- Expenditures Over \$50K Table
- Expenditures Under \$50K (grouped by project)
- Payments to Individuals Under \$50K (grouped by project)

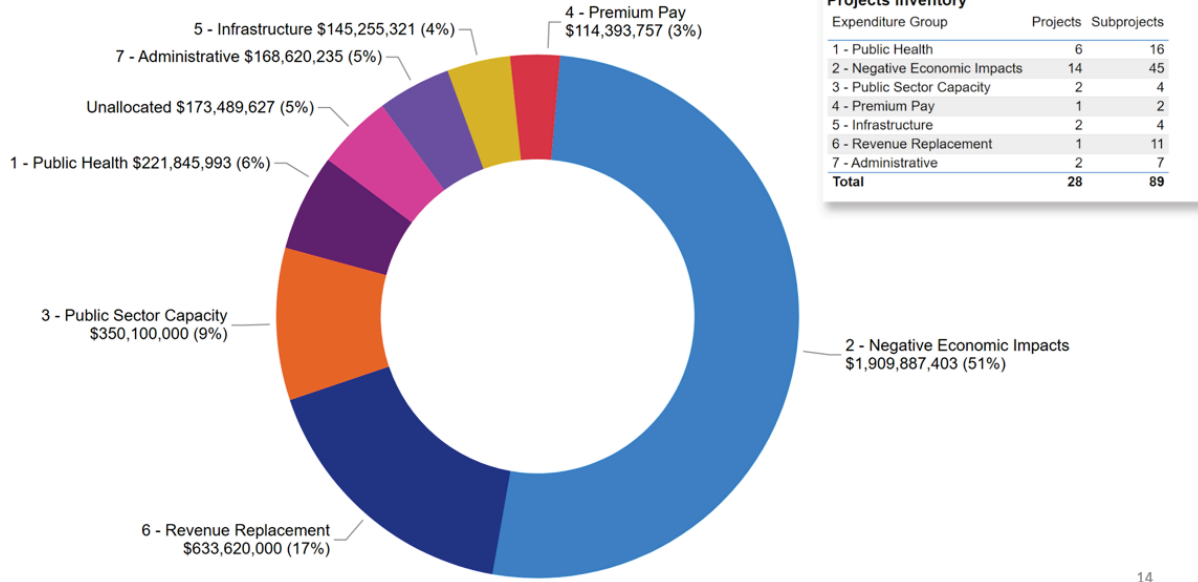
A copy of the data in these tables are organized and stored in a database by DBM and connected to DBM’s analytics / business intelligence software. This enables DBM to perform analyses, including additional improper use checks and fraud, waste, and abuse related monitoring on any data submitted. For example, to review subawards and subrecipients. The following table shows a select group of subawards from an analyst report. Users can drill down to subaward details, including subrecipients. Analysts can then work with agency financial professionals and grants managers from there to investigate suspicious awards further.

Count of Subaward Lookup, Expenditure Amount, ObligationAmount			
BY SUBRECIPIENT NAME			
Subrecipient Name	Count of Subaward Lookup	ObligationAmount	Expenditure Amount
	266	\$81,992,223	\$81,913,889
Baltimore County Board of Education	19	\$62,950,099	\$9,829,961
Anne Arundel County	18	\$32,126,099	\$5,200,601
BALTIMORE CITY PUBLIC SCHOOLS	15	\$97,734,935	\$10,043,758
KENT COUNTY BOARD OF COMMISSIONERS	15	\$2,158,540	\$1,141,029
Baltimore County	14	\$18,446,892	\$17,380,135
BOARD OF EDUCATION OF FREDERICK COUNTY DBA	14	\$18,956,062	\$4,917,047
MONTGOMERY CO PUBLIC SCHOOLS	14	\$58,268,206	\$12,592,417
BOARD OF EDUCATION OF HARFORD COUNTY	13	\$16,186,492	\$3,312,578
WICOMICO COUNTY BOARD OF EDUCATION	13	\$14,022,917	\$2,975,980
BOARD OF EDUCATION OF CECIL COUNTY	12	\$8,403,020	\$1,510,832
Somerset County	12	\$4,057,854	\$1,327,733
BOARD OF EDUCATION OF CHARLES COUNTY	11	\$14,111,162	\$2,869,206
CALVERT CO PUBLIC SCHOOLS	11	\$3,924,717	\$632,581
Dorchester Board of Education	11	\$3,977,922	\$965,052
HOWARD COUNTY	11	\$8,023,948	\$7,178,571
Howard County Board of Education	11	\$17,258,828	\$1,401,369
PRINCE GEORGES COUNTY PUBLIC SCHOOLS	11	\$91,072,642	\$29,299,428
ST MARYS COUNTY PUBLIC SCHOOLS	11	\$7,980,523	\$1,886,496
WASHINGTON COUNTY BOARD OF EDUCATION	11	\$15,211,372	\$3,247,069
BOARD OF EDUCATION OF QUEEN ANNES COUNTY	10	\$2,192,833	\$311,415
Total	991	\$1,896,312,810	\$1,401,989,400

Screenshot of the subrecipient summary table, collected for U.S. Treasury compliance reporting at the end of FY22.

The following chart illustrates the \$3.5 billion allocated for SLFRF by Expenditure Group.

SLFRF Allocation by Expenditure Group



The following table includes the expenditure category code and name, count of subprojects, and budget within each category. The expenditure categories are defined by the U.S. Treasury.

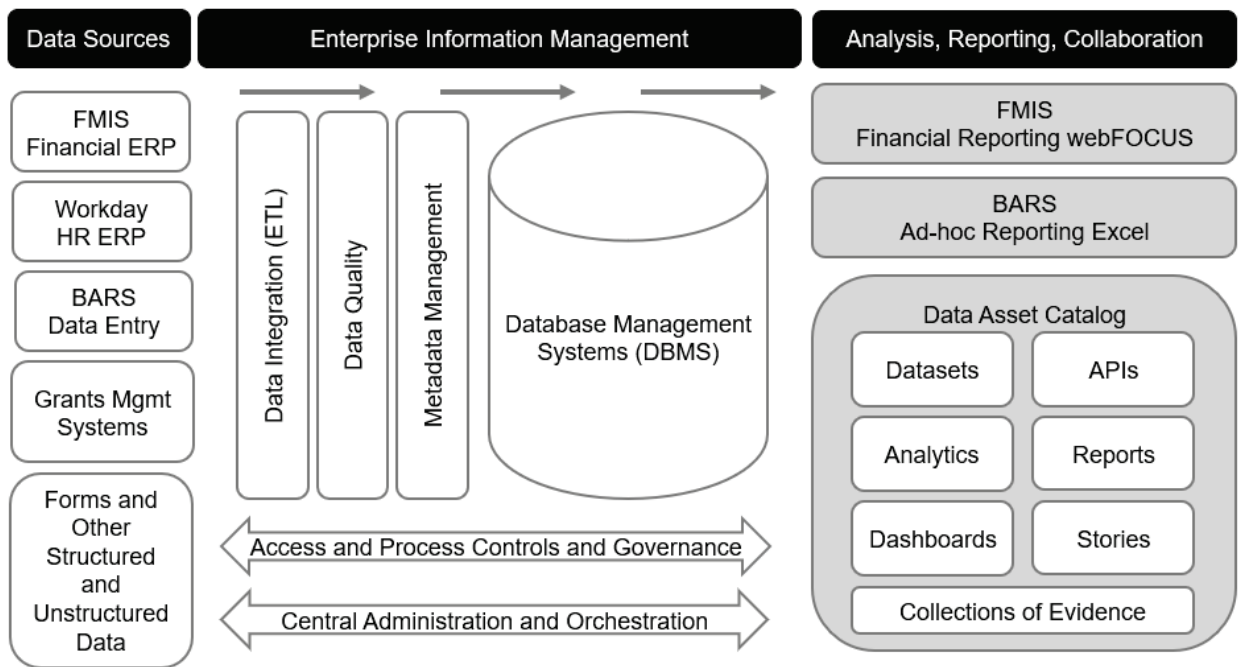
EC Code and Name	Count of Subprojects	Budget
2.28 - Assistance to Households: Contributions to UI Trust Funds	2	\$900,000,000
6.1 - Provision of Government Services	11	\$633,160,095
3.1 - Public Sector Workforce: Payroll and Benefits for Public Health, Public Safety, or Human Services Workers	3	\$325,100,000
2.25 - Assistance to Households: Addressing Educational Disparities: Academic, Social, and Emotional Services	6	\$269,514,657
2.30 - Assistance to Small Businesses: Technical Assistance, Counseling, or Business Planning	4	\$200,662,774
1.4 - COVID-19 Mitigation and Prevention: Prevention in Congregate Settings (Nursing Homes, Prisons/Jails, Dense Work Sites, Schools, Child care facilities, etc.)	6	\$164,000,000
7.2 - Transfers to Other Units of Government	6	\$153,620,235
5.19 - Broadband: "Last Mile" projects	3	\$143,255,321

State of Maryland

EC Code and Name	Count of Subprojects	Budget
2.20 - Assistance to Households: Social Determinants of Health: Lead Remediation	4	\$121,000,000
4.1 - Public Sector Employees	2	\$114,393,757
2.10 - Assistance to Households: Assistance to Unemployed or Underemployed Workers (e.g., job training, subsidized employment, employment supports or incentives)	4	\$91,982,844
2.4 - Assistance to Households: Household Assistance: Internet Access Programs	5	\$86,000,000
2.29 - Assistance to Small Businesses: Loans or Grants to Mitigate Financial Hardship	3	\$70,000,500
2.34 - Assistance to Non-Profits: Assistance to Impacted Nonprofit Organizations (Impacted or Disproportionately Impacted)	5	\$46,870,041
2.35 - Aid to Impacted Industries: Aid to Tourism, Travel, or Hospitality	4	\$42,969,587
2.9 - Assistance to Households: Unemployment Benefits or Cash Assistance to Unemployed Workers	1	\$40,237,000
1.14 - Other Public Health Services	2	\$31,000,000
3.4 - Public Sector Capacity: Effective Service Delivery	1	\$25,000,000
2.37 - Economic Impact Assistance: Other	3	\$19,000,000
1.12 - Behavioral Health: Mental Health Services	1	\$15,000,000
7.1 - Administrative Expenses	1	\$15,000,000
2.36 - Aid to Impacted Industries: Aid to Other Impacted Industries	3	\$11,500,000
2.15 - Assistance to Households: Long-term Housing Security: Affordable Housing	1	\$10,150,000
1.11 - Community Violence Interventions	4	\$5,801,293
1.13 - Behavioral Health: Substance Use Services	1	\$5,000,000
5.21 - Broadband: Other projects	1	\$2,000,000
1.10 - COVID-19 Mitigation and Prevention: COVID-19 Aid to Impacted Industries	2	\$1,044,700
Total	89	\$3,543,262,804

Improper Use

Monitoring and oversight touches each stage in financial management. Preventing improper use starts with the budgeting process. For example, the [DBM Office of Budget Analysis provides training to agencies](#) on COVID-19 federal stimulus budgeting in its annual guidance. These established processes help to ensure allocations, obligations, and expenditures comply with regulations. Training and ongoing support also ensure the expenditure of funds are correctly coded so that the state’s financial transaction system (FMIS) can record and report out to check for proper use throughout budget execution. Ad-hoc reporting using the Excel interface in the state’s Budget Analysis Reporting System (BARS) also gives agency users the ability to perform monitoring for improper use. The following diagram illustrates the enterprise architecture that supports management and evaluation in compliance with laws, regulations, and policies.



Training, Coaching, and Technical Assistance

Monitoring and evaluation also requires a human-centered approach to meet laws, regulations, and policies, for example under [2 CFR 200.329 – 200.332](#) of the Federal Code of Regulations. DBM established a curriculum of professional development training to ensure SLFRF project teams have the tools they need to meet compliance and reporting requirements. For example, on November 2, 2022, Hagerty Consulting led a technical assistance webinar to state employees on the topic of [Subrecipient Monitoring and Oversight](#). One hundred (100) financial and grant managers registered, and it included continuing professional education (CPE) credits.

DBM established an internal knowledge base and collaboration space for all SLFRF project teams, training, coaching, and technical assistance. DBM provides formal guidance on serving targeted populations. Each project team described projects in the inventory section of the annual report to include the following:

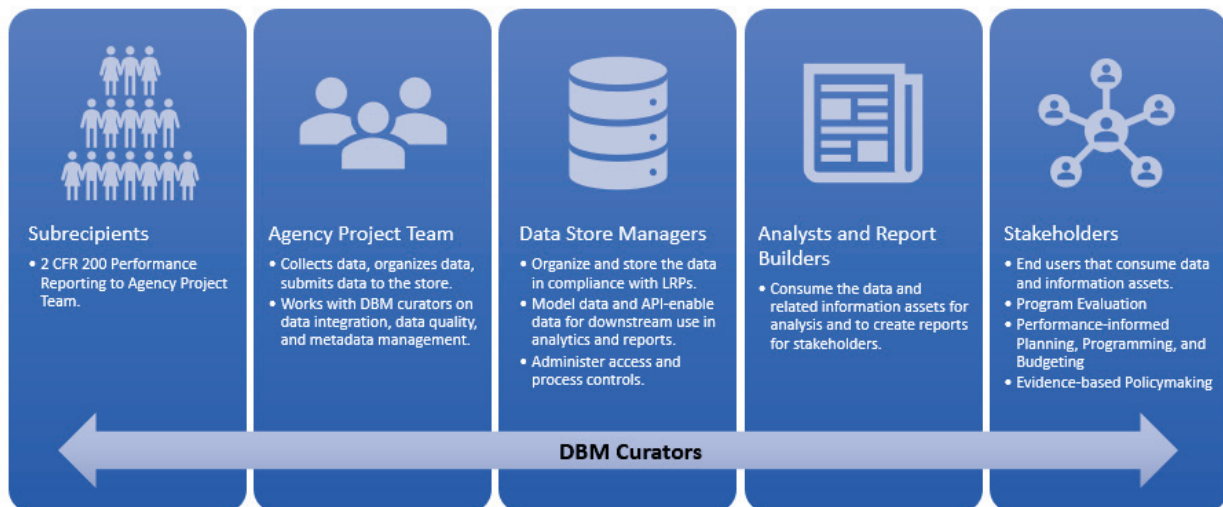
- Community Engagement
- Promoting Equitable Outcomes
- Use of Evidence
- Equity Related Activities
- Project Timelines and Primary Delivery Partners
- Project Demographic Information
- Performance Measures

Technical assistance services include training webinars, office hours, development of templates, checklists, supporting documentation, data collection, and data quality.

DBM has established networks with federal agency personnel and with industry to ensure the latest guidance and regulations are followed. For example, DBM maintains a subscription to [*Federal Funds Information for States*](#). It includes an inventory of all federal grants, weekly summary of congressional actions, agency guidance and regulations, and access to FFIS staff to answer questions. DBM also participates in monthly calls with the National Association of State Budget Officers (NASBO), an invaluable resource comprised of financial management professionals from nearly every state that collaborate on federal rules and guidance.

This system of people, processes, and technology empower DBM to innovate, quantify, and orchestrate the management and oversight of the COVID-19 federal stimulus portfolio.

Management and Oversight Bi-directional Data Flow



Opportunities for Improving Agency Administration of Funds

Agency compliance with federal rules for the administration of funds is an iterative process that encourages continuous improvement by design. For example:

- Recovery Now projects were required to file bi-weekly oversight reports for compliance with the state's RELIEF Act of 2021. The reports are [available on DBM's website](#).
- DBM conducts SLFRF oversight meetings, including at least bi-monthly check-ins with agency project teams to assess progress on spending and performance, including project demographic information regarding projects hitting intended audiences.
- For FY23, DBM has expanded a desk review program for SLFRF projects. These include reviews of all SLFRF-related internal records, financial information, and program documentation to verify and validate agency compliance.

Three keys to success DBM continues to build on with the agencies are human-centered:

- 1.) Each agency has a project team for SLFRF administration, including a team captain. DBM will continue to improve collaboration between teammates in a remote work environment with teamwork tools and techniques.
- 2.) Visibility so that as DBM is supporting agencies there is transparency throughout the process. This helps DBM to make recommendations for corrective actions.
- 3.) DBM is coaching agencies on subrecipient monitoring to reduce level of effort burdens related to wrangling data. By utilizing change management techniques helps the agencies to make iterative improvements, for example, to collect better demographic data from subrecipients so that we can take equity analysis to the next level in FY23.

Non-Entitlement Units (NEUs) Example

Between June 2021 and August 2022, the state successfully distributed \$479 million of Coronavirus Local Fiscal Recovery Funds to one hundred and forty-five (145) eligible Non-Entitlement Units (NEUs) of local governments in Maryland, as required by American Rescue Plan Act. Each NEU is considered a prime recipient of federal funds by the U.S. Treasury. The state was required to collect contact, banking, and other information from NEUs prior to making disbursements. DBM worked with the Department of Housing and Community Development (DHCD) and external consultants to institute a payment process. Internal controls, including multiple stages of review and segregation of duties between DBM and DHCD helped facilitate the timely disbursement of first-tranche payments to NEUs, totaling \$239,629,803, on November 1, 2021, and second-tranche distribution payments, totaling \$239,880,219 on August 12, 2022.

Reduction of Cybersecurity Risks

DBM follows compliance with federal and state laws, regulations, and policies (LRPs) for cybersecurity, led by the Department of Information Technology (DoIT), including through the State of Maryland [Information Technology Security Manual](#). Its purpose is to describe the security requirements with which executive departments and independent state agencies must comply to protect the confidentiality, integrity and availability of Maryland Information Systems (MIS) and State-owned data.

The policy applies to any Maryland Information System that electronically generates, receives, stores, processes or transmits State-owned data, whether the system is hosted on the state network or by a third-party provider. Additionally, the provisions of the Manual apply to all Maryland state employees, contractors, and potential information system users.

Following DoIT's lead and promoting its policies throughout engagement with agencies is key to DBM's approach to reducing cybersecurity risks. DoIT has the authority to set policy and provide guidance and oversight for the security and privacy of all the IT systems in accordance with Maryland Code, State Finance and Procurement § 3A-303 and § 3A-305. The most critical federal and state laws, regulations, executive orders, policies, standards, and directives followed are indicated below:

- Clinger-Cohen Act of 1996
- CMS Information Systems Security and Privacy Policy (IS2P2)
- E-Government Act of 2002
- Federal Acquisition Streamlining Act of 1994 (FAFSA)
- Federal Financial Management Improvement Act of 1996 (FFMIA)
- Federal Information Processing Standards (FIPS)
- Federal Information Security Modernization Act of 2002, 2014 (FISMA)
- General Services Administration (GSA)
- Health Insurance Portability and Accountability Act of 1996 (HIPAA)
- IRS Publication 1075 - Tax Information Security Guidelines For Federal, State, and Local Agencies
- Manual (FISCAM)
- Maryland Executive Order 01.01.2017.22
- National Technology Transfer and Advancement Act of 1996
- NIST Special Publications
- Office of Legislative Audits (OLA)
- OMB Circulars
- OMB Memoranda
- Privacy Act of 1974

Appropriate Internal Auditing Procedures

Internal auditing activities are primarily associated with budget execution, accounting, and evaluation. Audit results can then be used to take corrective actions. Audit results can also be used to support subsequent cycles of planning, programming, and budgeting.

Budget execution data, including expenditures and revenue, adjustments, human resources position data (for salaries and benefits forecasting), and contracts data are managed and stored in the state’s Financial Management Information System (FMIS) and the Budget Analysis and Reporting System (BARS). Audit procedures for SLFRF include transaction reviews, document reviews, and performance reviews for compliance with laws, regulations, and policies.

Through its contract with Hagerty Consulting, DBM is leading SLFRF desk audits to review compliance. The following table describes this work:

Compliance Area / Responsibility	Required Documentation Held by Agencies
Program Eligibility & Management	<ul style="list-style-type: none"> - Policies and Procedures - Participant and/or subrecipient files - Performance measures documentation - Expenditure and Performance Reports
Financial Management <ul style="list-style-type: none"> - Effective internal controls, - Allowable expenditures, - Tracking program income, - Record retention & access to records, - Compliance with Audit Requirements 	<ul style="list-style-type: none"> - Approved Budgets, Financial statements, chart of accounts - General ledgers, Invoices and payment records - Payroll records - Equipment and Inventory records - Policies and Procedures - Audits
Procurement, Suspension, & Debarment	<ul style="list-style-type: none"> - Policy and Procedures - Procurement and Solicitation Documentation - Executed Contracts and Agreements
Subrecipient Monitoring	<ul style="list-style-type: none"> - Agreements, Risk Assessments and Monitoring reports
Property Management	<ul style="list-style-type: none"> - Policy, Procedures and Related Records

Other activities include training to agency internal audit and inspector general offices on SLFRF compliance issues, subrecipient oversight, and tools for audit to empower personnel.

Evaluations of SLFRF projects are also required by the U.S. Treasury in some cases, in addition to audits. For example, SLFRF projects are required to describe how an agency used evidence-based best practices in a project’s design. For projects that did not use evidence, the U.S. Treasury asks that agencies conduct rigorous project evaluations. DBM is working with SLFRF project teams on this requirement through the period of performance ending in 2026.

Outcomes

The [SLFRF Annual Performance Report lists twelve \(12\) Key Outcome Goals](#), outcome measures for Improving Public Health and Reducing Negative Economic Impacts, and agencies were asked to write about outcomes for each project. The following section describes that work in more detail.

12 Key Outcome Goals for SLFRF

All twelve (12) Key Outcome Goals for SLFRF are available for analysis by the public on the [state's open data portal](#) and on state websites. All 12 are also part of the state's Managing For Results (MFR) program.

Improvement in health outcomes by addressing inequity in health care access and quality

- [Reduced cancer and heart disease mortality rates](#)
- [Reduced infant mortality, with a focus on reducing the gap between infant mortality rates for African Americans and other races](#)
- [Improving the percentage of births with first trimester care](#)

Reduction in poverty, food insecurity, and utility debt

- [Increase in the number of local workforce development board clients placed in employment](#)
- [Decrease in the percentage of families and people whose income in the last 12 months was below the poverty level](#)
- [Decrease in the prevalence of households with very low food security](#)
- [Reduction in statewide utility bill arrearages](#)

Improved educational outcomes through school infrastructure improvement, broadband access expansion, and programs to address pandemic learning loss

- [Increase in the four-year high school graduation rate](#)
- [Increase in the number of households with access to broadband internet services](#)

Stabilization and growth of Maryland's economy through support to small businesses and industries most negatively impacted by the pandemic

- [Comparison of Maryland's unemployment rate to the national average](#)
- [Increase in Maryland's Real Gross Domestic Product \(GDP\)](#)
- [Increase in state sales tax revenue attributable to tourism](#)

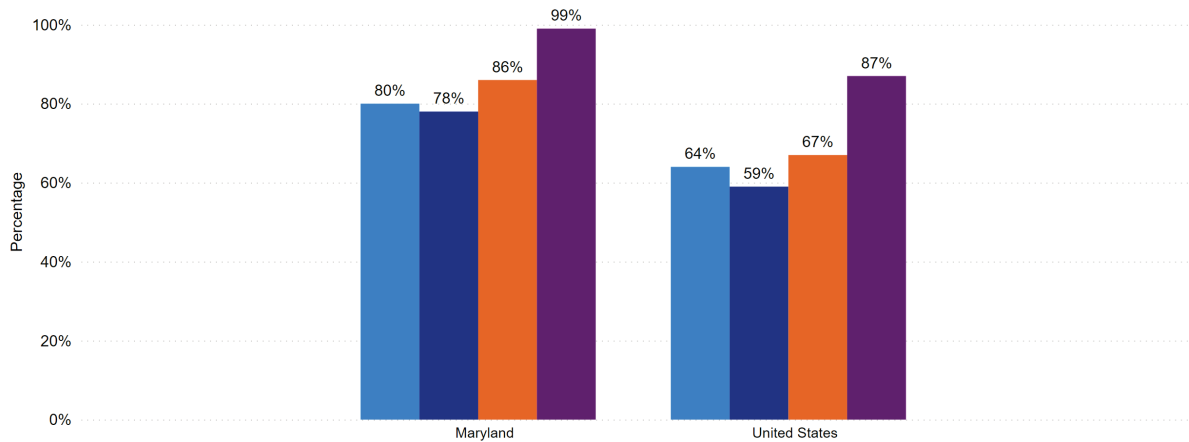
Improving Public Health Outcome Measures

Improving Public Health is U.S. Treasury SLFRF Expenditure Group 1. It is core to the allowable use of funds for the award. The [SLFRF Annual Report contains a section on Improving Public Health](#) outcome measures. Health equity is an outcome in-focus for many of these projects. An example of an outcome measure for Improving Public Health is Maryland’s COVID-19 vaccination rate by race / ethnicity compared to the national average.

COVID-19 Vaccinations Percentage by Race / Ethnicity Compared to National Average

Percent of Total Population that Has Received at Least One COVID-19 Vaccine Dose by Race/Ethnicity, as of July 11, 2022

● White Percent Vaccinated ● Black Percent Vaccinated ● Hispanic Percent Vaccinated ● Asian Percent Vaccinated



Source: Vaccination data based on Kaiser Family Foundation (KFF) analysis of available data on state websites; total population data used to calculate rates based on KFF analysis of 2019 American Community Survey data. Number of states included in analysis varies based on available data at time of data collection; Data as of 7/11/2022; Sorted by size of population; [retrieved from kff.org](#)

Reducing Negative Economic Impacts Outcome Measures

There are also [outcomes that measure economic recovery listed in the annual report](#). Outcomes do not need to be entirely attributed to SLFRF projects, as many factors contribute to economic recovery. SLFRF is helping to move the needle. SLFRF has an impact on outcomes. How much of a relationship there is between SLFRF project activities and outcomes is open to interpretation. Reports like this one and the annual performance report serve to inform.

The following outcome measures are used for Reducing Negative Economic Impacts:

- Real Gross Domestic Product (GDP) by County and Industry
- Statewide Labor Force Participation Rate
- Statewide Unemployment Rate
- Jobs Created and Retained by County and Industry – Quarterly Census of Employment and Wages (QCEW)

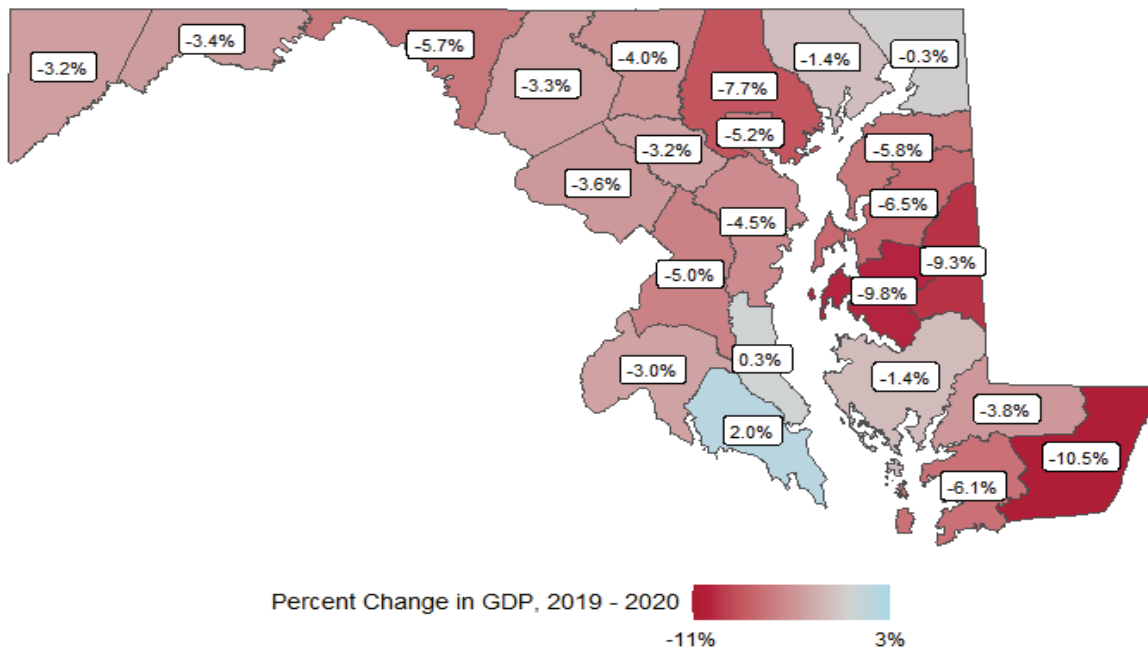
Real Gross Domestic Product (GDP)

GDP by county is the value of goods and services produced by the county's economy less the value of goods and services used up in their production. It is the sub-state counterpart of the nation's GDP. It is the U.S. Bureau of Economic Analysis (BEA's) featured and most comprehensive measure of U.S. economic activity. As of the fourth quarter of 2021, Maryland's Real Gross Domestic Product (GDP) was at 99.2 percent of its reading from the fourth quarter of 2019 (pre-pandemic).

GDP by county statistics can be used by business and policymakers to identify the economic drivers in a county. The statistics also provide county officials and planners with important new information for allocating resources and designing new economic development strategies. GDP by county statistics can also help researchers study the industry composition of local economies and the long-term effects of development policies.

The map below shows the change in GDP by county between 2019 and 2020. GDP decreased in most of Maryland's 24 jurisdictions, although GDP did rise slightly in two counties. The next update will contain 2021 data. It is expected to be released in December 2022 and will provide valuable insight into how local economies are recovering.

Percent Change in Real Gross Domestic Product (GDP), 2019 - 2020



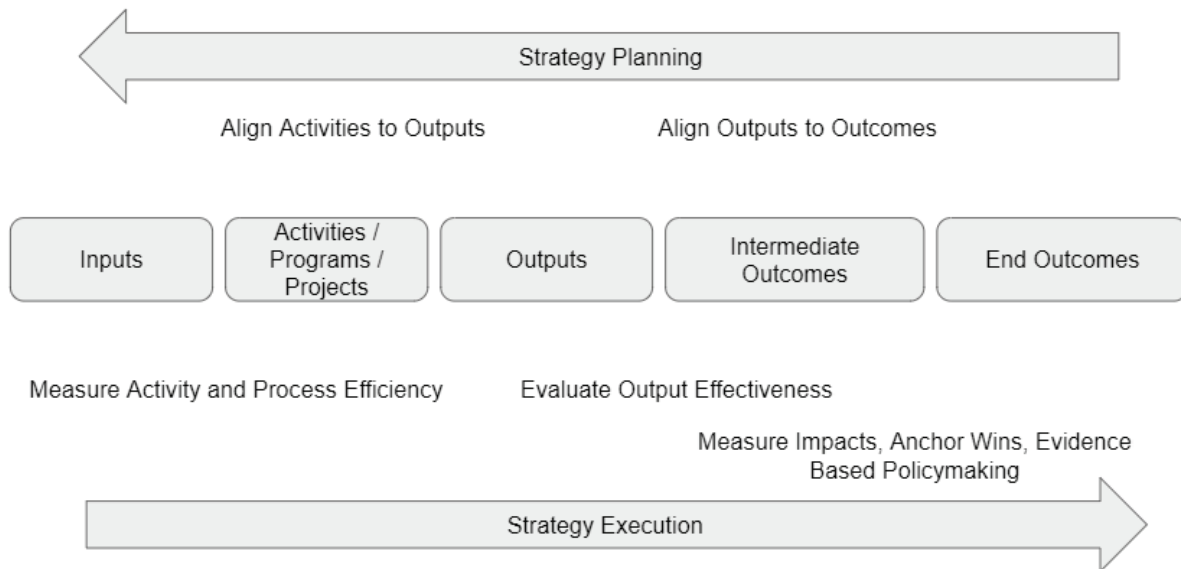
Source: U.S. Bureau of Economic Analysis

SLFRF Performance Management

In total, agencies have established more than 200 performance measures for SLFRF projects. Many of the measures are outputs, meaning the counts and amounts of grants, broken down by county, zip code, and census tract. Many of the measures also include the count and amount to underserved populations, small and minority businesses, and other relevant demographic information.

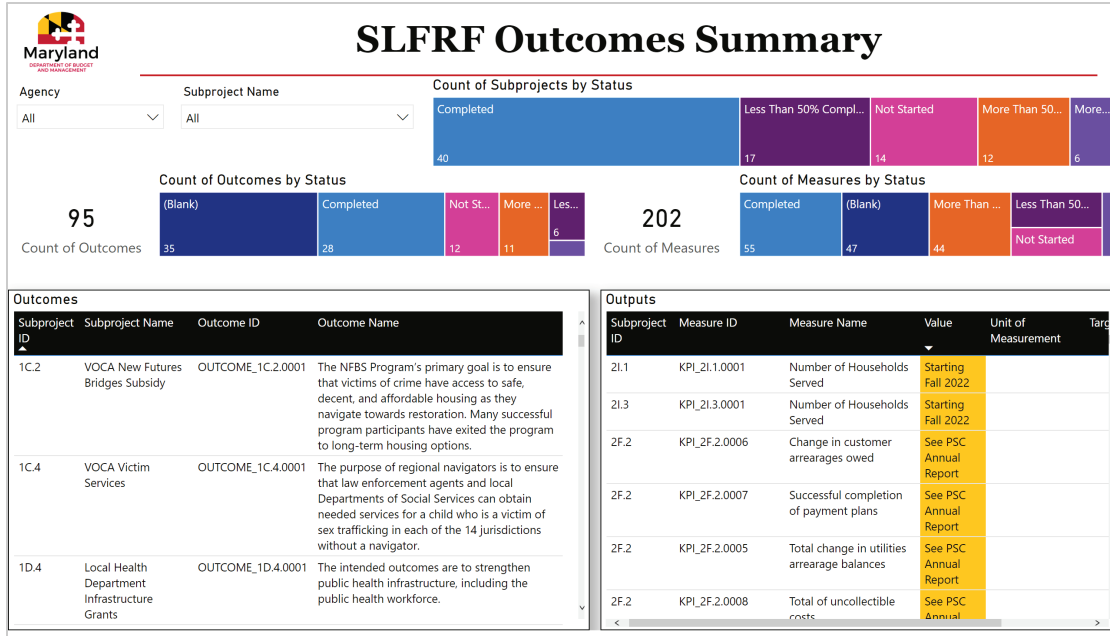
DBM followed federal best practices from the U.S. Treasury and the state’s Managing For Results program to establish a logic model framework for performance measures. The intent is for DBM analysts to evaluate performance within the context of the activities (budget program and subprogram codes) and inputs (budget object and sub-object codes). Agencies were asked to establish outcomes and align the outcomes to outputs for SLFRF. The logic model framework is a powerful tool to help monitor and evaluate performance. The graphic below illustrates the logic model framework agencies used, planning backward from the outcomes the project wants to achieve to what it takes to achieve them. DBM and the agencies are then able to monitor and evaluate performance during strategy execution to take corrective actions and report results.

Logic Model Framework



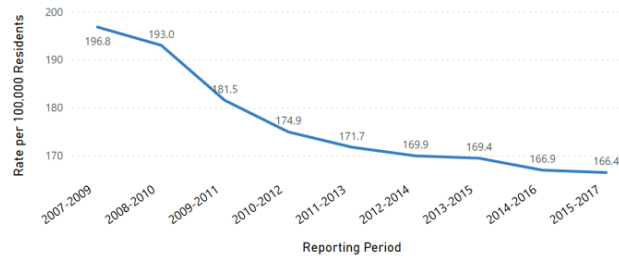
In total, agencies established more than 90 outcomes for their performance measures. Not all of them are measurable. DBM continues to work with agencies to refine outcomes to make them more measurable, but it is acceptable because outcomes are often used to help cast the vision for what the agency is trying to accomplish, for example eliminating homelessness.

During strategy / budget execution, DBM can monitor performance to help agencies to take corrective actions and to report results. The following graphic is a screenshot from a dashboard DBM uses to manage oversight of the SLFRF measures.

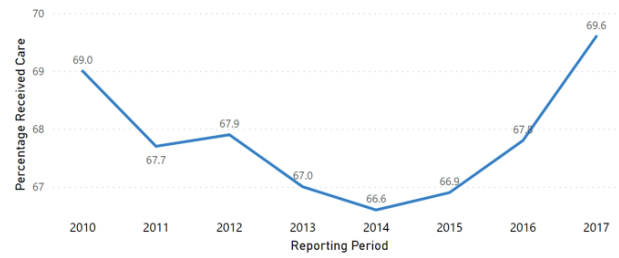


The state agencies that own these outcomes are responsible for communicating results about them to various stakeholders in reports and briefings. DBM has provided the following examples of State Health Improvement Process (SHIP) public health charts used in the monitoring and evaluation of outcomes.

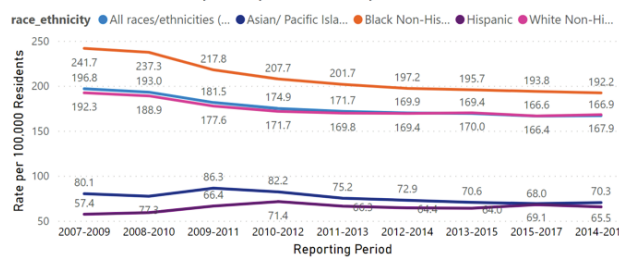
SHIP Heart Disease Mortality Rate, Statewide



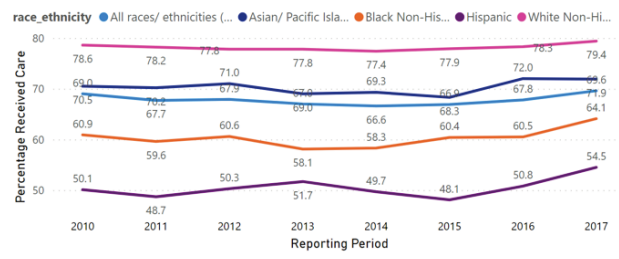
SHIP Prenatal Care Rate (First Trimester Care), Statewide



SHIP Heart Disease Mortality Rate by Race / Ethnicity, Statewide



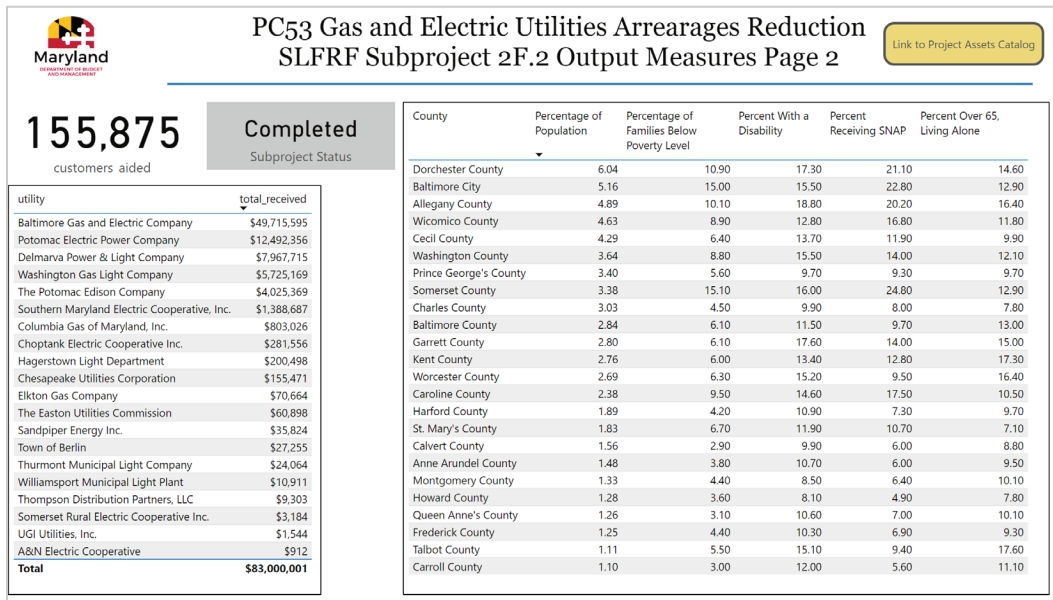
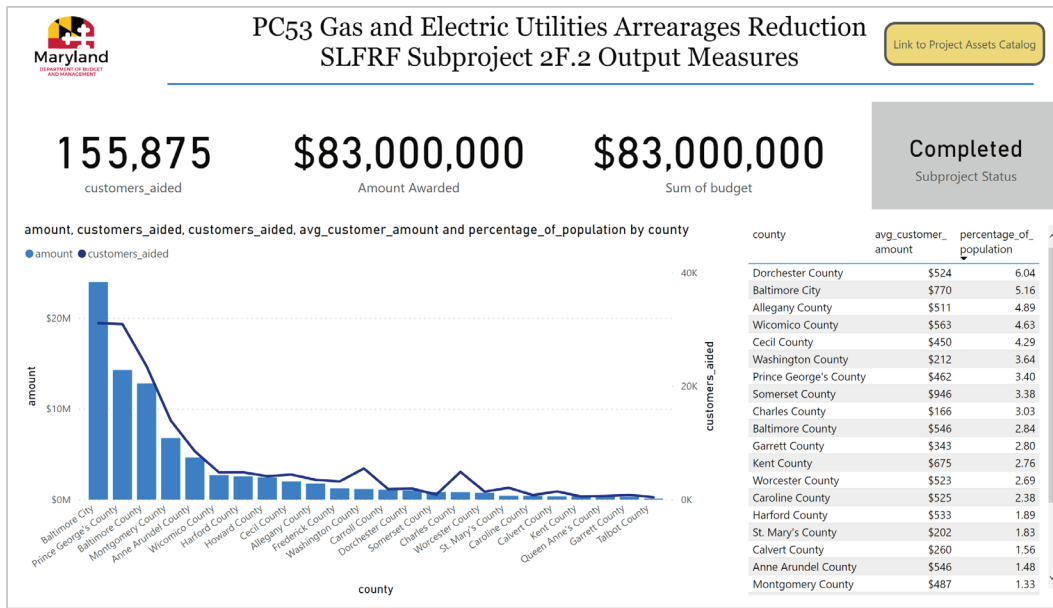
SHIP Prenatal Care Rate (First Trimester Care) by Race / Ethnicity, Statewide



As agencies continue to update these data, DBM will provide the updated content in future reports to measure pre-pandemic versus post-pandemic results. For example, in accordance with Maryland State Statute 10-1502: *It is the policy of the State that open data be machine readable and released to the public in ways that make the data easy to find, accessible, and usable, including through the use of open data portals.*

Output Measures, Alignment to Outcomes

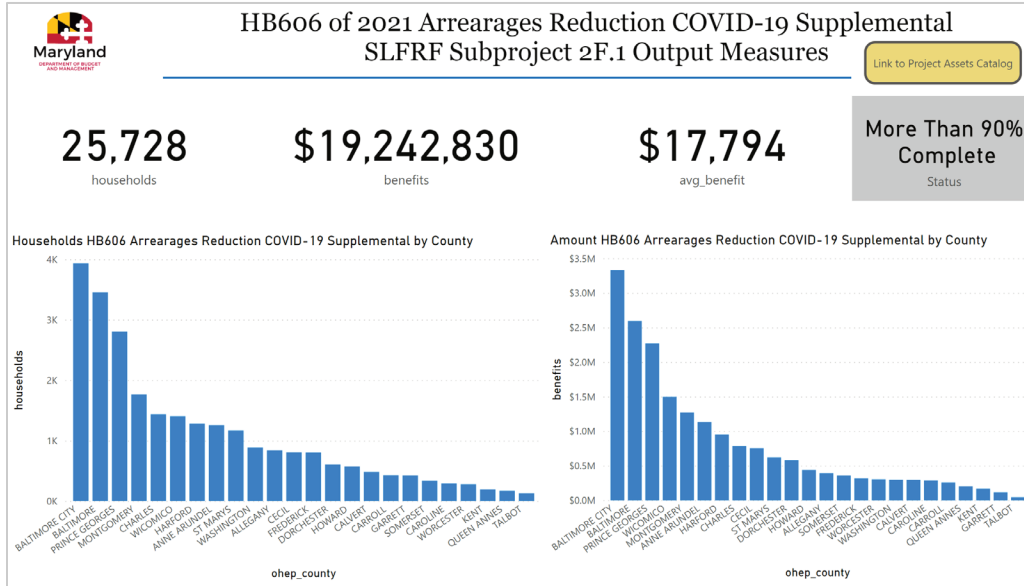
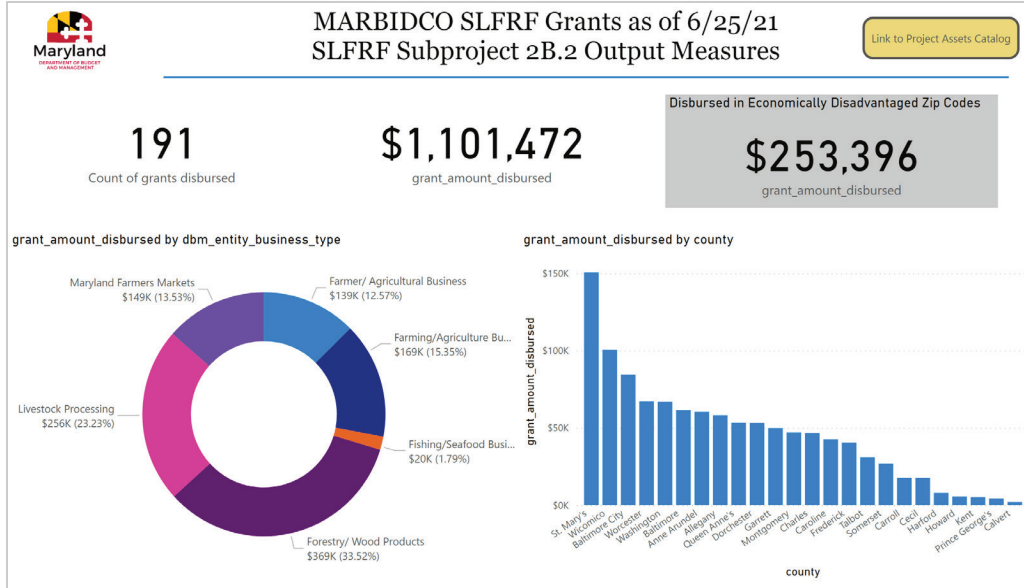
SLFRF outcome measures align to the outputs, activities, and inputs for each project. The following provides more insight about performance related to the *Reduction in Statewide Utility Bill Arrearages*. In the graphic below, over 150,000 customers received aid through this SLFRF project, totaling \$83,000,000. Detailed information, including the breakdown by geography helps us to determine if grants hit their mark with intended audiences.



By having visibility into the outputs, DBM can monitor how the activities of the project are moving the needle on outcomes. For example, the [2021 Maryland Public Service Commission Annual Report](#) describes statewide arrearages have dropped back to approximate pre-pandemic

levels for most utilities. And the number of customers experiencing payment difficulties is well below historical averages. In this example, even though the funds have been expended, DBM will continue to monitor the Public Service Commission’s reports to identify longer-term trends in arrearages and customers facing payment difficulties.

Analytics provide insights into how projects are doing serving targeted audiences. For example, the following charts show the distribution of emergency agriculture / MARBIDCO grants that were part of the Recovery Now program (top) and the implementation of HB606 for emergency energy assistance for vulnerable Marylanders. DBM has visibility into all of the SLFRF projects.



Conclusion

In conclusion, COVID-19 federal stimulus that have been awarded to the state government and distributed by DBM, including State and Local Fiscal Recovery Funds (SLFRF), have been utilized in alignment with federal rules and guidance to appropriately serve targeted populations and prevent improper use.

DBM has an integrated system of people, processes, and technology to innovate, quantify, and orchestrate management and oversight of federal stimulus funds. The use of data to evaluate the portfolio is valuable at every step in financial management, including planning, programming, budgeting, budget execution, accounting, and evaluation.

Outcomes and outputs are measured to help determine the impact COVID-19 assistance has had in Maryland. The extent to which stimulus can be attributed to outcomes is interpreted through reports like the SLFRF Annual Performance Report that provide context, and key performance indicators (KPIs) including Gross Domestic Product by county and industry.

DBM will continue to monitor federal stimulus awards, and provide management and oversight of programs, including State and Local Fiscal Recovery Funds (SLFRF) through the period of performance ending in 2026.

On October 20, 2022, Maryland was recognized as a leading state in evidence-based policymaking by the National Governors Association and Results for America in the [2022 Invest in What Works State Standard of Excellence](#). DBM utilizes the [What Works Framework \(16 criteria\)](#) as a best practice guide for SLFRF program performance management.

Appendix A – COVID-19 Federal Stimulus Programs Summary Table

The COVID-19 Federal Stimulus Programs Summary Table comes from the Federal Funds Information for States (FFIS) database, as of 10/25/22. The table contains the funding amounts for each of the eleven (11) federal stimulus programs, including all two hundred and sixty-nine (269) awards to Maryland.

COVID19 Federal Stimulus Program	COVID19 Federal Stimulus SubProgram	Federal Agency	Award Amount	Primary Recipient(s)	Type
CARES Act	Paycheck Protection Program (PPP) 2020	Independent Agencies	\$10,054,456,510	Small Businesses	Non-grant
CARES Act	Federal Pandemic Unemployment Compensation (FPUC)	DOL	\$7,902,258,502	Individuals	Non-grant
CARES Act	Economic Injury Disaster Loans (EIDL)	Independent Agencies	\$6,896,725,901	Small Businesses	Non-grant
American Rescue Plan Act	Economic Impact Payments (ARP)	Treasury	\$6,494,792,000	Individuals	Non-grant
CARES Act	Municipal Liquidity Facility (max. eligible notes)	Federal Reserve	\$5,670,000,000	States	Non-grant
CARES Act	Paycheck Protection Program (PPP) 2021	Independent Agencies	\$5,105,480,074	Small Businesses	Non-grant
CARES Act	Economic Impact Payments (CARES Act)	Treasury	\$4,612,506,000	Individuals	Non-grant
CARES Act	Pandemic Unemployment Assistance (PUA)	DOL	\$3,947,623,393	Individuals	Non-grant
American Rescue Plan Act	State Fiscal Recovery Fund	Treasury	\$3,717,212,336	States	Grant
CARES Act	Coronavirus Relief Fund	Treasury	\$2,344,276,754	States and locals	Grant
Consolidated Appropriations Act	Economic Impact Payments (PL 116-260)	Treasury	\$2,344,125,000	Individuals	Non-grant
American Rescue Plan Act	Local Fiscal Recovery Fund	Treasury	\$2,322,461,537	Locals	Grant
American Rescue Plan Act	Elementary and Secondary School Emergency Relief Fund (ARP)	ED	\$1,952,539,087	States	Grant
CARES Act, American Rescue Plan Act	Public Assistance (PA) Grants	DHS	\$1,397,448,136	States, locals	Grant
CARES Act	Provider Relief Funds - General Allocations	HHS Secretary	\$1,362,090,829	Health care providers	Grant
CARES Act	Pandemic Emergency Unemployment Compensation (PEUC)	DOL	\$1,108,876,972	Individuals	Non-grant
Families First Coronavirus Response Act	Pandemic Electronic Benefit Transfer (P-EBT) Benefits	USDA	\$1,051,773,429	Individuals	Non-grant
Families First Coronavirus Response Act	Medicaid (FFCRA)	CMS	\$1,004,374,101	States	Grant

State of Maryland

COVID19 Federal Stimulus Program	COVID19 Federal Stimulus SubProgram	Federal Agency	Award Amount	Primary Recipient(s)	Type
American Rescue Plan Act	FTA Urbanized Area Formula (ARP)	DOT	\$904,991,802	Locals	Grant
Consolidated Appropriations Act	Elementary and Secondary School Emergency Relief Fund II (P.L. 116-260)	ED	\$868,771,243	States	Grant
Executive Action	Lost Wages Assistance (LWA) Grants	DHS	\$862,700,000	States	Grant
CARES Act	FTA Urbanized Formula (CARES Act)	DOT	\$676,497,083	Locals	Grant
CARES Act	Provider Relief Funds - High-Impact	HHS Secretary	\$547,700,000	Health care providers	Grant
American Rescue Plan Act	Higher Education Emergency Relief Fund- Public & Non-Profit Institutions (ARP)	ED	\$544,012,464	IHEs	Grant
CARES Act, Families First Coronavirus Response Act	Supplemental Nutrition Assistance Program (SNAP) Contingency Reserve	USDA	\$406,126,249	Households	Non-grant
Consolidated Appropriations Act	Emergency Rental Assistance (P.L. 116-260)	Treasury	\$401,575,014	States and locals	Grant
Consolidated Appropriations Act	CDC Testing Funds (P.L. 116-260)	CDC	\$347,979,565	States, select locals	Grant
CARES Act	Economic Injury Disaster Loans (EIDL) Advance	Independent Agencies	\$328,907,000	Small Businesses	Non-grant
American Rescue Plan Act	Emergency Rental Assistance (ARP)	Treasury	\$317,747,514	States and locals	Grant
American Rescue Plan Act	Child Care Stabilization Grants	ACF	\$309,076,387	States	Grant
CARES Act	Provider Relief Funds - Safety Net Hospital Distribution	HHS Secretary	\$295,807,100	Health care providers	Grant
American Rescue Plan Act	Homeowner Assistance Fund	Treasury	\$248,588,848	States	Grant
Consolidated Appropriations Act	FTA Urbanized Formula (P.L. 116-260)	DOT	\$244,179,079	Locals	Grant
Consolidated Appropriations Act	Higher Education Emergency Relief Fund II - Public and non-profit institutions (P.L. 116-260)	ED	\$222,462,448	IHEs	Grant
CARES Act	Elementary and Secondary School Emergency Relief Fund (CARES Act)	ED	\$207,834,058	States	Grant
Paycheck Protection Program and Health Care Enhancement Act	CDC Testing Funds (P.L. 116-139)	CDC	\$206,980,600	States, select locals	Grant
American Rescue Plan Act	State Small Business Credit Initiative (ARP)	Treasury	\$198,404,958	States	Grant
American Rescue Plan Act	Child Care and Development Block Grant (ARP)	ACF	\$192,855,570	States	Grant

State of Maryland

COVID19 Federal Stimulus Program	COVID19 Federal Stimulus SubProgram	Federal Agency	Award Amount	Primary Recipient(s)	Type
CARES Act	Higher Education Emergency Relief Fund - General (CARES Act)	ED	\$188,939,061	IHEs	Grant
American Rescue Plan Act	Epidemiology and Lab Capacity for School Testing	CDC	\$182,092,917	States, select locals	Grant
American Rescue Plan Act	Capital Projects	Treasury	\$171,223,815	States	Grant
CARES Act	Provider Relief Funds - Skilled Nursing Facilities/Nursing Homes	HHS Secretary	\$153,000,344	Health care providers	Grant
Consolidated Appropriations Act	FHWA Surface Transportation Block Grant	DOT	\$149,195,237	States and locals	Grant
Consolidated Appropriations Act	Child Care and Development Block Grant (P.L. 116-260)	ACF	\$128,849,320	States	Grant
CARES Act	Child Nutrition/National School Lunch Program	USDA	\$114,479,431	States	Grant
CARES Act	FAA Grants-in-Aid for Airports	DOT	\$107,731,471	Airports	Grant
CARES Act	Emergency Relief for Government Entities and Nonprofits	DOL	\$100,845,591	Individuals	Non-grant
American Rescue Plan Act	Airport Rescue Grants	DOT	\$98,263,281	Airports	Grant
CARES Act	Temporary Full Funding of First Week of Regular Compensation	DOL	\$92,722,979	Individuals	Non-grant
American Rescue Plan Act	Higher Education Emergency Relief Fund-HBCUs (ARP)	ED	\$91,656,674	IHEs	Grant
American Rescue Plan Act	Emergency Connectivity Fund	Independent Agencies	\$89,494,742	Schools, libraries	Non-grant
Consolidated Appropriations Act	Higher Education Emergency Relief Fund II - Public and non-profit student aid (P.L. 116-260)	ED	\$87,055,581	IHEs	Grant
CARES Act	Coronavirus Food Assistance Program 2	USDA	\$78,754,887	Agricultural Producers	Non-grant
American Rescue Plan Act	Low Income Home Energy Assistance Program (ARP)	ACF	\$73,506,086	States	Grant
American Rescue Plan Act	Community Health Centers - Expanded Access to COVID-19 Vaccines, Build Vaccine Confidence	HRSA	\$68,817,875	Locals	Grant
American Rescue Plan Act	COVID-19 Vaccine Preparedness (ARP)	CDC	\$59,066,390	States, select locals	Grant
Consolidated Appropriations Act	COVID-19 Vaccine Preparedness (P.L. 116-260)	CDC	\$54,627,875	States, select locals	Grant

State of Maryland

COVID19 Federal Stimulus Program	COVID19 Federal Stimulus SubProgram	Federal Agency	Award Amount	Primary Recipient(s)	Type
Consolidated Appropriations Act, American Rescue Plan Act	Funeral Assistance	DHS	\$50,148,596	Individuals	Non-grant
CARES Act	Community Development Block Grant (CDBG) - Local	HUD	\$47,446,870	Locals	Grant
American Rescue Plan Act	Individuals with Disabilities Education Act (IDEA) - Grants to States	ED	\$46,841,200	States	Grant
CARES Act	Higher Education Emergency Relief Fund - HBCUs/MSIs (CARES Act)	ED	\$46,662,363	IHEs	Grant
CARES Act	Child Care and Development Block Grant (CARES Act)	ACF	\$45,821,890	States	Grant
CARES Act	Governor's Emergency Education Relief Fund (CARES Act)	ED	\$45,657,990	States	Grant
American Rescue Plan Act	Provider Relief Funds - Rural Distribution	HHS Secretary	\$44,354,775	Health care providers	Grant
American Rescue Plan Act	HOME Investment Partnerships Program - Entitlement	HUD	\$44,210,520	Locals	Grant
American Rescue Plan Act	Emergency Assistance to Non-Public Schools (ARP)	ED	\$39,248,769	States	Grant
American Rescue Plan Act	Crisis Response Workforce (ARP)	CDC	\$36,358,851	States, select locals	Grant
Consolidated Appropriations Act	Governor's Emergency Education Relief Fund II - Private Schools (P.L. 116-260)	ED	\$35,878,533	States	Grant
CARES Act	Emergency Solutions Grants (ESG) - Local	HUD	\$35,623,216	Locals	Grant
Consolidated Appropriations Act	Substance Abuse Prevention and Treatment Block Grant (P.L. 116-260)	SAMHSA	\$31,943,446	States	Grant
American Rescue Plan Act	Mental Health Block Grant (ARP)	SAMHSA	\$28,766,791	States	Grant
American Rescue Plan Act	Substance Abuse Prevention and Treatment Block Grant (ARP)	SAMHSA	\$28,554,768	States	Grant
CARES Act	Provider Relief Funds - Rural	HHS Secretary	\$28,286,047	Health care providers	Grant
Consolidated Appropriations Act	CDC COVID-19 Health Disparities	CDC	\$27,943,554	States, select locals	Grant
Consolidated Appropriations Act	FAA Airport Coronavirus Response Grant Program	DOT	\$26,605,033	Airports	Grant
Consolidated Appropriations Act	Child Nutrition Emergency Operational Costs Reimbursement	USDA	\$26,586,151	Program operators	Non-grant

State of Maryland

COVID19 Federal Stimulus Program	COVID19 Federal Stimulus SubProgram	Federal Agency	Award Amount	Primary Recipient(s)	Type
CARES Act	Community Development Block Grant (CDBG) - State	HUD	\$26,114,705	States	Grant
American Rescue Plan Act	Supplemental Nutrition Assistance Program (SNAP) 3-year State Administrative Expense Grants	USDA	\$26,098,055	States	Grant
CARES Act	Coronavirus Food Assistance Program 1	USDA	\$24,926,820	Agricultural Producers	Non-grant
Consolidated Appropriations Act	Emergency Broadband Benefit Program	Independent Agencies	\$24,194,322	Providers	Non-grant
American Rescue Plan Act	HOME Investment Partnerships Program - Non-entitlement	HUD	\$23,971,559	States	Grant
American Rescue Plan Act	Good Jobs Challenge	DOC	\$22,952,185	Multiple	Grant
N/A	School Meals Supply Chain Assistance	USDA	\$22,443,147	States	Grant
American Rescue Plan Act	Community-Based Workforce for COVID-19 Vaccine Outreach	HRSA	\$20,939,915	Locals, IHEs, nonprofits	Grant
Consolidated Appropriations Act	Governor's Emergency Education Relief Fund II - Flexible (P.L. 116-260)	ED	\$20,732,448	States	Grant
CARES Act	Tenant-Based Rental Assistance - Administrative Fees	HUD	\$20,127,565	Locals	Grant
CARES Act	FTA Nonurbanized Formula (CARES Act)	DOT	\$19,820,735	States	Grant
CARES Act	Low Income Home Energy Assistance Program (CARES Act)	ACF	\$19,406,402	States	Grant
American Rescue Plan Act	State Tourism Grants	DOC	\$18,849,592	States	Grant
American Rescue Plan Act	Pandemic Emergency Assistance Fund	ACF	\$17,756,381	States	Grant
American Rescue Plan Act	Disease Intervention Workforce (ARP)	CDC	\$17,480,520	States, select locals	Grant
Consolidated Appropriations Act	Community Mental Health Centers (P.L. 116-260)	SAMHSA	\$17,420,432	Community Mental Health Centers	Grant
Consolidated Appropriations Act	Mental Health Block Grant (P.L. 116-260)	SAMHSA	\$16,100,385	States	Grant
CARES Act	Community Health Centers (CARES Act)	HRSA	\$15,625,030	Locals	Grant
American Rescue Plan Act	Economic Adjustment Assistance (EAA) (ARP)	DOC	\$15,252,586	Multiple	Grant
CARES Act	Emergency Solutions Grants (ESG) - State	HUD	\$14,770,682	States	Grant

State of Maryland

COVID19 Federal Stimulus Program	COVID19 Federal Stimulus SubProgram	Federal Agency	Award Amount	Primary Recipient(s)	Type
Coronavirus Preparedness and Response Act	Crisis Response Cooperative Agreement	CDC	\$14,067,743	States, select locals	Grant
N/A	School Meals Supply Chain Assistance Round 2	USDA	\$14,067,292	States	Grant
CARES Act	Community Services Block Grant	ACF	\$13,719,816	States	Grant
CARES Act	Public Housing Operating Fund	HUD	\$13,526,875	Locals	Grant
American Rescue Plan Act	ESSER Homeless Children and Youth (ARP)	ED	\$12,787,274	States	Grant
American Rescue Plan Act	Health Center Construction and Capital Improvements (ARP)	HRSA	\$12,211,150	Locals	Grant
Consolidated Appropriations Act	Advancing Health Literacy to Enhance Equitable Community Responses to COVID-19	HHS Secretary	\$11,939,649	Locals	Grant
CARES Act	Epidemiology and Laboratory Capacity for Infectious Diseases (CARES Act)	CDC	\$11,399,141	States, select locals	Grant
CARES Act	Justice Assistance Grants - State	DOJ	\$11,173,909	States	Grant
American Rescue Plan Act	Head Start (ARP)	ACF	\$11,035,000	Locals	Grant
American Rescue Plan Act	Detection and Mitigation of COVID-19 in Confinement Facilities	CDC	\$10,220,000	States, select locals	Grant
American Rescue Plan Act	WIC Cash Value Vouchers Increase	USDA	\$9,574,804	States	Grant
Consolidated Appropriations Act	Higher Education Emergency Relief Fund II - Proprietary schools (P.L. 116-260)	ED	\$9,469,854	Proprietary IHEs	Grant
American Rescue Plan Act	Child Care Entitlement to States (Increase in Matching Portion)	ACF	\$9,407,213	States	Grant
Consolidated Appropriations Act	FTA Nonurbanized Formula (P.L. 116-260)	DOT	\$9,105,457	States	Grant
Families First Coronavirus Response Act	Supplemental Nutrition Program for Women, Infants, and Children (WIC)	USDA	\$8,950,092	States	Grant
Families First Coronavirus Response Act	Unemployment Insurance (UI) Administration - Base	DOL	\$8,392,071	States	Grant
Families First Coronavirus Response Act	Unemployment Insurance (UI) Administration - Supplemental	DOL	\$8,392,071	States	Grant
CARES Act	Home-Delivered Meals (CARES Act)	ACL	\$8,296,656	States	Grant

State of Maryland

COVID19 Federal Stimulus Program	COVID19 Federal Stimulus SubProgram	Federal Agency	Award Amount	Primary Recipient(s)	Type
CARES Act	Head Start (CARES Act)	ACF	\$8,289,890	Locals	Grant
American Rescue Plan Act	ELC State-based Nursing Home and Long-Term Care Strike Teams	CDC	\$7,942,377	States, select locals	Grant
American Rescue Plan Act	Supportive Services (ARP)	ACL	\$7,917,741	States	Grant
Consolidated Appropriations Act	Low Income Household Water Assistance Program (P.L. 116-260)	ACF	\$7,883,362	States	Grant
American Rescue Plan Act	Epidemiology and Laboratory Capacity (ELC) Strengthening Healthcare Associated Infections and Antibiotic Resistance	CDC	\$7,768,276	States, select locals	Grant
Consolidated Appropriations Act	Certified Community Behavioral Health Clinics (P.L. 116-260)	SAMHSA	\$7,762,721	Behavioral Health Clinics	Grant
American Rescue Plan Act	Home-Delivered Meals (ARP)	ACL	\$7,745,617	States	Grant
American Rescue Plan Act	Community Health Worker Training Awards	HRSA	\$7,586,334	States, IHES, community-based organizations	Grant
American Rescue Plan Act	Emergency Food and Shelter Program (ARP)	DHS	\$7,445,824	Locals	Grant
CARES Act	Election Security Grants	Independent Agencies	\$7,422,125	States	Grant
CARES Act	Community Health Workers for COVID Response and Resilient Communities	CDC	\$7,199,724	States, locals	Grant
Paycheck Protection Program and Health Care Enhancement Act	Community Health Centers - Expanding Capacity for Coronavirus Testing (P.L. 116-139)	HRSA	\$6,975,492	Locals	Grant
CARES Act	COVID-19 Vaccine Preparedness (CARES Act)	CDC	\$6,847,136	States, select locals	Grant
American Rescue Plan Act	Unemployment Insurance (UI) Equity Grants	DOL	\$6,840,000	States	Grant
CARES Act	Emergency Food Assistance Program (TEFAP) (CARES Act)	USDA	\$6,700,137	States	Grant
CARES Act	Justice Assistance Grants - Local	DOJ	\$6,623,657	Locals	Grant
CARES Act	Hospital Preparedness	HHS Secretary	\$6,340,241	States, select locals, hospital associations	Grant
American Rescue Plan Act	Low Income Household Water Assistance Program (ARP)	ACF	\$6,178,184	States	Grant

State of Maryland

COVID19 Federal Stimulus Program	COVID19 Federal Stimulus SubProgram	Federal Agency	Award Amount	Primary Recipient(s)	Type
CARES Act	Dislocated Worker Grants	DOL	\$6,158,380	States, locals, tribes, nonprofits	Grant
American Rescue Plan Act	Family Violence Prevention COVID-19 Testing, Vaccines, and Mobile Health Units - States and Territories	ACF	\$6,065,694	States	Grant
Families First Coronavirus Response Act	Emergency Food Assistance Program (TEFAP) (FFCRA)	USDA	\$5,953,679	States	Grant
Consolidated Appropriations Act	Emergency Food Assistance Program (TEFAP) (P.L. 116-260)	USDA	\$5,578,491	States	Grant
American Rescue Plan Act	Higher Education Emergency Relief Fund-Proprietary Institutions (ARP)	ED	\$5,513,417	IHEs	Grant
CARES Act	COVID-19 Telehealth Program, Round 1	Independent Agencies	\$5,450,300	Health care providers	Grant
American Rescue Plan Act	Congregate Meals (ARP)	ACL	\$5,163,744	States	Grant
American Rescue Plan Act	Higher Education Emergency Relief Fund-Strengthening Institutions Program (ARP)	ED	\$4,926,459	IHEs	Grant
CARES Act, American Rescue Plan Act	CARES Act Unemployment Compensation Reporting, Overpayment Detection/Recovery	DOL	\$4,895,113	States	Grant
Consolidated Appropriations Act	Emergency Grants to Address Mental and Substance Use Disorder (P.L. 116-260)	SAMHSA	\$4,859,649	States	Grant
American Rescue Plan Act	FTA Nonurbanized Area Formula (ARP)	DOT	\$4,725,167	States	Grant
American Rescue Plan Act	Health and Public Safety Workforce Resiliency Training Program	HRSA	\$4,557,147	IHEs	Grant
American Rescue Plan Act	Community-Based Child Abuse Prevention	ACF	\$4,451,714	States	Grant
American Rescue Plan Act	Higher Education Emergency Relief Fund-Minority-Serving Institutions (ARP)	ED	\$4,398,510	IHEs	Grant
American Rescue Plan Act	Expand Genomic Sequencing	CDC	\$4,221,375	States, select locals	Grant
American Rescue Plan Act	Adult Protective Services, FY 2022 (ARP)	ACL	\$4,181,161	States	Grant

State of Maryland

COVID19 Federal Stimulus Program	COVID19 Federal Stimulus SubProgram	Federal Agency	Award Amount	Primary Recipient(s)	Type
CARES Act	Fraud Prevention: Pandemic Unemployment Assistance (PUA)	DOL	\$4,175,100	States	Grant
CARES Act	Awards to Fishery Participants	DOC	\$4,125,118	Fishery Participants	Grant
American Rescue Plan Act	Certified Community Behavioral Health Clinics (ARP)	SAMHSA	\$3,915,253	Behavioral Health Clinics	Grant
American Rescue Plan Act	Fraud Prevention - All Unemployment Compensation Programs (ARP)	DOL	\$3,684,000	States	Grant
CARES Act	Data Modernization - COVID	CDC	\$3,652,918	States, select locals	Grant
American Rescue Plan Act	Individuals with Disabilities Education Act (IDEA) - Infants & Toddlers	ED	\$3,649,257	States	Grant
American Rescue Plan Act	Individuals with Disabilities Education Act (IDEA) - Preschool	ED	\$3,478,118	States	Grant
CARES Act	Supportive Services (CARES Act)	ACL	\$3,456,940	States	Grant
CARES Act	Assistance to Firefighters Grant (AFG) Program	DHS	\$3,446,377	Locals	Grant
American Rescue Plan Act	Emergency Rural Health Care Grants	USDA	\$3,386,200	Hospitals, locals, others	Grant
CARES Act	Economic Adjustment Assistance (EAA) - Revolving Loan Fund Capitalization (CARES Act)	DOC	\$3,370,000	Multiple	Grant
American Rescue Plan Act	Institute of Museum and Library Services - States (ARP)	Independent Agencies	\$3,319,475	States	Grant
American Rescue Plan Act	State Small Business Credit Initiative Technical Assistance Grant Program (ARP)	Treasury	\$3,300,281	States	Grant
CARES Act	Higher Education Emergency Relief Fund - Unmet Needs (CARES Act)	ED	\$3,202,118	IHEs	Grant
Consolidated Appropriations Act	Chafee Foster Care Program for Successful Transition to Adulthood	ACF	\$3,094,061	States	Grant
Consolidated Appropriations Act	Home-Delivered Meals (P.L. 116-260)	ACL	\$2,906,228	States	Grant
American Rescue Plan Act	Family Violence Prevention - Grants to Support Survivors of Sexual Assault (ARP)	ACF	\$2,905,811	States	Grant

State of Maryland

COVID19 Federal Stimulus Program	COVID19 Federal Stimulus SubProgram	Federal Agency	Award Amount	Primary Recipient(s)	Type
CARES Act	Influenza Season Early Preparedness	CDC	\$2,819,206	States, select locals	Grant
Families First Coronavirus Response Act	Home-Delivered Meals (FFCRA)	ACL	\$2,765,552	States	Grant
Consolidated Appropriations Act	Head Start (P.L. 116-260)	ACF	\$2,763,297	Locals	Grant
American Rescue Plan Act	Promoting Resilience and Mental Health Among Health Professional Workforce Program	HRSA	\$2,750,218	Health care providers	Grant
Coronavirus Preparedness and Response Act	Emerging Infections (P.L. 116-123)	CDC	\$2,600,000	States	Grant
CARES Act	Supportive Housing for Persons with Disabilities (Sec. 811)	HUD	\$2,598,236	Locals	Grant
American Rescue Plan Act	Family Caregivers (ARP)	ACL	\$2,440,104	States	Grant
American Rescue Plan Act	Maternal, Infant, and Early Childhood Home Visiting	HRSA	\$2,416,821	States	Grant
Consolidated Appropriations Act	Supplemental Nutrition Assistance Program (SNAP) State Administration	USDA	\$2,172,943	States	Grant
American Rescue Plan Act	Family Violence Prevention (ARP)	ACF	\$2,128,066	States	Grant
American Rescue Plan Act	988 State and Territory Cooperative Agreements	SAMHSA	\$1,972,989	States	Grant
CARES Act	Emergency Food and Shelter Program (CARES Act)	DHS	\$1,956,613	Locals	Grant
Coronavirus Preparedness and Response Act	Epidemiology and Laboratory Capacity for Infectious Diseases (P.L. 116-123)	CDC	\$1,867,540	States, select locals	Grant
CARES Act	Emergency Management Performance Grants (CARES Act)	DHS	\$1,843,219	States	Grant
American Rescue Plan Act	Emergency Management Performance Grants (ARP)	DHS	\$1,840,976	States	Grant
American Rescue Plan Act	Child Abuse State Grants	ACF	\$1,810,191	States	Grant
American Rescue Plan Act	Local Assistance and Tribal Consistency Fund	Treasury	\$1,803,772	Counties	Grant
Consolidated Appropriations Act	COVID-19 Telehealth Program, Round 2	Independent Agencies	\$1,772,212	Health care providers	Grant
CARES Act	Family Caregivers (CARES Act)	ACL	\$1,689,031	States	Grant
CARES Act	Short-Time Compensation	DOL	\$1,674,218	States	Grant

State of Maryland

COVID19 Federal Stimulus Program	COVID19 Federal Stimulus SubProgram	Federal Agency	Award Amount	Primary Recipient(s)	Type
Consolidated Appropriations Act	Adult Protective Services (P.L. 116-260)	ACL	\$1,571,936	States	Grant
CARES Act	Housing Opportunities for Persons with AIDS (HOPWA)	HUD	\$1,520,827	States	Grant
American Rescue Plan Act	National Endowment for the Arts Direct Grants (ARP)	Independent Agencies	\$1,450,000	Organizations	Grant
American Rescue Plan Act	Detection and Mitigation of COVID-19 in Homeless Populations	CDC	\$1,439,232	States, select locals	Grant
CARES Act	Emergency Food Assistance Program (TEFAP), Supplemental Admin. Funding (CARES Act)	USDA	\$1,404,277	States	Grant
Families First Coronavirus Response Act	Congregate Meals (FFCRA)	ACL	\$1,382,776	States	Grant
CARES Act	Centers for Independent Living (CARES Act)	ACL	\$1,311,661	Nonprofits	Grant
Coronavirus Preparedness and Response Act	Community Health Centers (P.L. 116-123)	HRSA	\$1,194,822	Locals	Grant
CARES Act	State Survey and Certification	CMS	\$1,186,152	States	Grant
American Rescue Plan Act	Farm to School State Agency Formula Grant	USDA	\$1,114,114	States	Grant
American Rescue Plan Act	State Exchange Modernization Grant Program	CMS	\$1,107,393	States	Grant
Consolidated Appropriations Act	Promoting Safe and Stable Families	ACF	\$1,104,067	States	Grant
Consolidated Appropriations Act	Emerging Infections (P.L. 116-260)	CDC	\$1,040,000	States	Grant
American Rescue Plan Act	Statewide Planning Grants	DOC	\$1,000,000	States	Grant
Coronavirus Preparedness and Response Act	Ryan White HIV/AIDS - Part A	HRSA	\$1,000,000	Locals	Grant
American Rescue Plan Act	Health Center - American Rescue Plan Uniform Data System Patient-Level Submission (ARP-UDS+)	HRSA	\$982,500	Locals	Grant
American Rescue Plan Act	National Endowment for the Humanities (ARP)	Independent Agencies	\$977,445	States	Grant
CARES Act	Economic Adjustment Assistance (EAA) - Others (CARES Act)	DOC	\$960,000	Multiple	Grant

State of Maryland

COVID19 Federal Stimulus Program	COVID19 Federal Stimulus SubProgram	Federal Agency	Award Amount	Primary Recipient(s)	Type
CARES Act	Economic Adjustment Assistance (EAA) - Economic Development Districts (CARES Act)	DOC	\$907,937	Economic Development Districts	Grant
Consolidated Appropriations Act	State Units on Aging/Area Agencies on Aging - Vaccine Access	ACL	\$864,949	States	Grant
American Rescue Plan Act	FTA Intercity Bus Formula	DOT	\$858,957	States	Grant
American Rescue Plan Act	National Endowment for the Arts State Grants (ARP)	Independent Agencies	\$831,700	States	Grant
American Rescue Plan Act	Medicaid Mobile Crisis Intervention Planning Grants	CMS	\$800,365	States	Grant
Consolidated Appropriations Act	COVID-19 Emergency Response for Suicide Prevention Grants	SAMHSA	\$800,000	States, locals	Grant
CARES Act	Fraud Prevention: Pandemic Emergency Unemployment Compensation (PEUC)	DOL	\$794,700	States	Grant
American Rescue Plan Act	Preventive Services	ACL	\$757,349	States	Grant
CARES Act	Aging and Disability Resource Centers	ACL	\$755,454	States	Grant
CARES Act	Family Violence Prevention	ACF	\$715,072	States	Grant
American Rescue Plan Act	Title X Family Planning Services Telehealth	HHS Secretary	\$699,987	States	Grant
CARES Act	Child Welfare Services	ACF	\$664,640	States	Grant
American Rescue Plan Act	FTA Enhanced Mobility of Seniors and Persons with Disabilities (ARP)	DOT	\$659,523	States and locals	Grant
Consolidated Appropriations Act	Enhanced Mobility of Seniors and Persons with Disabilities (P.L. 116-260)	DOT	\$659,513	States and locals	Grant
Consolidated Appropriations Act	Unemployment Insurance Extension Implementation Grants (P.L. 116-260)	DOL	\$650,000	States	Grant
Consolidated Appropriations Act	Specialty Crop Block Grant	USDA	\$642,545	States	Grant
Coronavirus Preparedness and Response Act	Ryan White HIV/AIDS - Part B	HRSA	\$634,626	States	Grant
Coronavirus Preparedness and Response Act	Ryan White HIV/AIDS - Parts C, D, F	HRSA	\$618,704	Multiple	Grant
CARES Act	Other CDC Awards (CARES Act)	CDC	\$618,393	States, select locals	Grant

State of Maryland

COVID19 Federal Stimulus Program	COVID19 Federal Stimulus SubProgram	Federal Agency	Award Amount	Primary Recipient(s)	Type
American Rescue Plan Act	National School Lunch Program Equipment Assistance Grants	USDA	\$602,257	States	Grant
CARES Act	Institute of Museum and Library Services - States (CARES Act)	Independent Agencies	\$546,279	States	Grant
CARES Act	National Endowment for the Humanities (CARES Act)	Independent Agencies	\$538,500	States	Grant
American Rescue Plan Act	Build Back Better Regional Challenge	DOC	\$500,000	Multiple	Grant
American Rescue Plan Act	National Endowment for the Arts Local Grants (ARP)	Independent Agencies	\$500,000	Local arts agencies	Grant
Consolidated Appropriations Act	Support for Farm Stress Programs	USDA	\$500,000	States	Grant
American Rescue Plan Act	Teaching Health Center Planning and Development Awards	HRSA	\$499,250	Community-based ambulatory patient care center	Grant
American Rescue Plan Act	Behavioral Health Workforce Education and Training (BHWET) Program for Professionals	HRSA	\$475,155	IHEs	Grant
American Rescue Plan Act	Institute of Museum and Library Services - Museums and Libraries (ARP)	Independent Agencies	\$474,461	Museums and libraries	Grant
CARES Act	National Endowment for the Arts (CARES Act)	Independent Agencies	\$467,900	States	Grant
Consolidated Appropriations Act	Chafee Education and Training Vouchers	ACF	\$449,718	States	Grant
American Rescue Plan Act	Family Violence Prevention - Specialized Services for Abused Parents and Children (ARP)	ACF	\$442,308	Community-based agencies	Grant
Consolidated Appropriations Act	Aging and Disability Resource Center/No Wrong Door System - Vaccine Access	ACL	\$392,836	States	Grant
American Rescue Plan Act	Family Violence Prevention COVID-19 Testing, Vaccines, and Mobile Health Units - Domestic Violence Coalitions	ACF	\$357,143	States	Grant
American Rescue Plan Act	Technology for a Better WIC Experience Grants	USDA	\$350,000	States	Grant
CARES Act	Title VII Ombudsman (CARES Act)	ACL	\$345,694	States	Grant

State of Maryland

COVID19 Federal Stimulus Program	COVID19 Federal Stimulus SubProgram	Federal Agency	Award Amount	Primary Recipient(s)	Type
American Rescue Plan Act	Title VII State Long-Term Care Ombudsman - Response in Residential Care Communities (ARP)	ACL	\$309,810	States	Grant
American Rescue Plan Act	FTA Service Restoration Planning	DOT	\$300,000	Locals	Grant
CARES Act	Economic Adjustment Assistance (EAA) - University Centers (CARES Act)	DOC	\$300,000	IHEs	Grant
CARES Act	Manufacturing Extension Partnership (MEP)	DOC	\$300,000	Multiple	Grant
American Rescue Plan Act	Family Violence Prevention - State Domestic Violence Coalitions (ARP)	ACF	\$299,107	States	Grant
CARES Act	Institute of Museum and Library Services - Museums and Libraries (CARES Act)	Independent Agencies	\$280,450	Museums, libraries	Grant
American Rescue Plan Act	Unemployment Insurance Extension Implementation Grants (ARP)	DOL	\$275,000	States	Grant
American Rescue Plan Act	Small Rural Hospital Improvement Program - Testing and Mitigation	HRSA	\$258,376	States	Grant
Consolidated Appropriations Act	Seafood Processors Pandemic Response and Safety Block Grant Program	USDA	\$222,673	States	Grant
Consolidated Appropriations Act	Court Improvement Program	ACF	\$175,175	States	Grant
American Rescue Plan Act	Title VII Ombudsman (ARP)	ACL	\$172,125	States	Grant
American Rescue Plan Act	ELC National Wastewater Surveillance System (ARP)	CDC	\$155,143	States, select locals	Grant
Consolidated Appropriations Act	Centers for Independent Living - Vaccine Access	ACL	\$143,368	Nonprofits	Grant
American Rescue Plan Act	Public Health Laboratory Preparedness (ARP)	CDC	\$142,473	States, select locals	Grant
American Rescue Plan Act	Rural Health Clinic - COVID-19 Testing and Mitigation	HRSA	\$100,000	Certified rural health clinic	Grant
CARES Act	Area Health Education Centers Program	HRSA	\$95,455	Health profession schools	Grant
CARES Act	Geriatrics Workforce Enhancement Program	HRSA	\$90,625	Health profession schools	Grant
CARES Act	Small Rural Hospital Improvement Program	HRSA	\$84,317	States	Grant

State of Maryland

COVID19 Federal Stimulus Program	COVID19 Federal Stimulus SubProgram	Federal Agency	Award Amount	Primary Recipient(s)	Type
Consolidated Appropriations Act	State Councils on Developmental Disabilities - Vaccine Access	ACL	\$70,009	States	Grant
Consolidated Appropriations Act	Long-Term Care Ombudsman Program (P.L. 116-260)	ACL	\$69,196	States	Grant
Consolidated Appropriations Act	Protection and Advocacy - Vaccine Access	ACL	\$64,856	States	Grant
CARES Act	Poison Control Centers	HRSA	\$60,250	IHEs	Grant
Consolidated Appropriations Act	Universities Centers for Excellence in Developmental Disabilities Network - Vaccine Access	ACL	\$59,701	IHEs	Grant
CARES Act	RHY: Transitional Living for Homeless Youth	ACF	\$51,998	Public and private organizations	Grant
American Rescue Plan Act	Rural Health Clinic Vaccine Confidence Program (ARP)	HRSA	\$49,529	Certified rural health clinic	Grant
Paycheck Protection Program and Health Care Enhancement Act	Rural Health Clinics - COVID-19 Testing	HRSA	\$49,461	Certified rural health clinic	Grant
CARES Act	Runaway and Homeless Youth (RHY): Basic Centers	ACF	\$39,343	Community-based agencies	Grant
Consolidated Appropriations Act	Commodity Supplemental Foods Program (CSFP) (P.L. 116-260)	USDA	\$13,528	States	Grant
CARES Act	Fair Housing Assistance Program	HUD	\$11,180	States, locals	Grant
American Rescue Plan Act	Commodity Supplemental Foods Program (CSFP) (ARP)	USDA	\$10,695	States	Grant
Total			\$81,404,898,254		

Appendix B - American Rescue Plan Grants Financial Summary Table

The American Rescue Plan (ARP) Grants Financial Summary Tables provides a list of the seventy-seven (77) ARP grants and funding by grant group.

Grant Group	Grant Name	Total Statewide Award	Total to State Government	Total State Budgeted
US Treasury Grants	Capital Projects - Broadband	\$171,223,815	\$171,223,815	\$171,223,815
US Treasury Grants	Emergency Rental Assistance Program ERAP 2.0	\$317,747,514	\$204,204,098	\$204,204,098
US Treasury Grants	Homeowner Assistance Fund	\$248,588,848	\$248,588,848	\$198,595,665
US Treasury Grants	Local Fiscal Relief Fund (non- entitlement will flow through State)	\$2,322,461,537	\$528,963,161	\$528,963,161
US Treasury Grants	State Fiscal Relief Fund (SLFRF)	\$3,717,212,336	\$3,717,212,336	\$3,543,722,710
US Treasury Grants	State Small Business Credit Initiative	\$198,404,958	\$198,404,958	\$65,480,331
US Treasury Grants	State Small Business Credit Initiative Technical Assistance Grant Program (ARP)	\$3,300,281	\$3,300,281	\$0
US Department of Veterans Affairs Grants	State Homes	\$3,915,716	\$3,915,716	\$3,915,716
US Department of Transportation Grants	Enhanced Mobility of Seniors and Persons with Disabilities - State	\$659,523	\$667,561	\$0
US Department of Transportation Grants	Federal Transit Admin, Urbanized Formula (Washington)	\$61,048,344	\$61,048,344	\$0
US Department of Transportation Grants	Federal Transit Admin. Urbanized Formula (ARPA, Covid)	\$904,991,802	\$340,878,786	\$224,000,000
US Department of Transportation Grants	Federal Transit Capital Investment Grants	\$106,163,372	\$106,163,372	\$106,163,372
US Department of Transportation Grants	Federal Transit Formula Grants - ARPA - Small/large urban LOTS	\$17,059,630	\$17,059,630	\$0
US Department of Transportation Grants	FTA Intercity Bus Formula	\$858,957	\$1,553,186	\$0

State of Maryland

Grant Group	Grant Name	Total Statewide Award	Total to State Government	Total State Budgeted
US Department of Transportation Grants	FTA Rural Area Formula (ARP) Discretionary App. Due 11/8/21	\$4,725,167	\$4,628,192	\$0
US Department of Transportation Grants	Grants-in-Aid to Airports	\$98,263,281	\$83,673,344	\$0
US Department of Labor Grants	Fraud Prevention - All Unemployment Compensation Programs (ARP)	\$3,684,000	\$3,684,000	\$3,684,000
US Department of Labor Grants	Unemployment Insurance (UI) Equity Grants	\$6,840,000	\$6,840,000	\$6,840,000
US Department of Housing and Urban Development Grants	HOME Investment Partnerships Program - Non- entitlement	\$23,971,559	\$23,971,559	\$570,000
US Department of Housing and Urban Development Grants	Housing Counseling	\$1,116,801	\$1,116,801	\$1,116,801
US Department of Housing and Urban Development Grants	Tenant-Based Rental Assistance/Emergency Housing Vouchers	\$2,794,740	\$2,794,740	\$2,000,000
US Department of Homeland Security Grants	Emergency Management Performance Grants	\$920,489	\$920,489	\$920,489
US Department of Health and Human Services Grants	988 State and Territory Cooperative Agreements	\$1,972,989	\$1,972,989	\$0
US Department of Health and Human Services Grants	Adult Protective Services, FY 2021 (ARP)	\$1,440,997	\$1,440,997	\$1,440,997
US Department of Health and Human Services Grants	Adult Protective Services, FY 2022 (ARP)	\$2,740,164	\$2,740,164	\$0
US Department of Health and Human Services Grants	Child Abuse State Grants	\$1,810,191	\$1,810,191	\$1,810,191
US Department of Health and Human Services Grants	Child Care and Development Block Grant, Stabilization, and Entitlement to States	\$511,728,858	\$511,728,858	\$511,728,858
US Department of Health and Human Services Grants	Child Care Entitlement to States (Increase in Matching Portion)	\$9,407,213	\$9,407,213	\$9,407,213

State of Maryland

Grant Group	Grant Name	Total Statewide Award	Total to State Government	Total State Budgeted
US Department of Health and Human Services Grants	Child Care Stabilization Grants	\$309,076,387	\$309,076,387	\$309,076,387
US Department of Health and Human Services Grants	Congregate and Home Delivered Meals	\$12,909,361	\$12,909,361	\$10,143,071
US Department of Health and Human Services Grants	COVID -19 Vaccine Preparedness - ARP Supplemental	\$54,627,875	\$54,627,875	\$1,479,505
US Department of Health and Human Services Grants	Crisis Response Workforce (ARP) ("Crisis CoAg Workforce")	\$36,358,851	\$36,358,851	\$31,296,871
US Department of Health and Human Services Grants	Detection and Mitigation of COVID-19 in Confinement Facilities	\$10,220,000	\$10,220,000	\$0
US Department of Health and Human Services Grants	Detection and Mitigation of COVID-19 in Homeless Populations	\$1,439,232	\$1,439,232	\$0
US Department of Health and Human Services Grants	Disease Intervention Workforce (ARP)	\$17,480,520	\$10,005,165	\$0
US Department of Health and Human Services Grants	ELC Strengthening Healthcare Associated Infections/Antibiotic Resistance	\$7,768,276		\$0
US Department of Health and Human Services Grants	Epidemiology and Lab Capacity for School Testing	\$182,092,917	\$182,092,917	\$182,092,917
US Department of Health and Human Services Grants	Family Caregiver	\$2,440,104	\$2,440,104	\$1,769,177
US Department of Health and Human Services Grants	Family Violence Prevention - Grants to Support Survivors of Sexual Assault (ARP)	\$2,905,811	\$2,905,811	\$0
US Department of Health and Human Services Grants	Family Violence Prevention and Services	\$2,128,066	\$2,128,066	\$2,128,066
US Department of Health and Human Services Grants	Family Violence Prevention COVID-19 Testing, Vaccines, and Mobile Health Units - States and Territories	\$6,065,694	\$6,065,694	\$0

State of Maryland

Grant Group	Grant Name	Total Statewide Award	Total to State Government	Total State Budgeted
US Department of Health and Human Services Grants	Genomic Sequencing and Surveillance	\$4,221,375	\$4,221,375	\$0
US Department of Health and Human Services Grants	Health Insurance Exchange Modernization (State-based Marketplaces)	\$1,107,393	\$1,107,393	\$1,107,393
US Department of Health and Human Services Grants	Low Income Home Energy and Water Assistance Programs	\$79,684,270	\$79,684,270	\$79,684,270
US Department of Health and Human Services Grants	Maternal, Infant, and Early Childhood Home Visiting - December 2021	\$1,614,262	\$1,614,262	\$0
US Department of Health and Human Services Grants	Maternal, Infant, and Early Childhood Home Visiting - May 2021	\$802,559	\$802,559	\$0
US Department of Health and Human Services Grants	Medicaid Community-Basis Mobile Crisis Intervention (Planning Grants)	\$800,365	\$800,365	\$0
US Department of Health and Human Services Grants	Mental Health Block Grant	\$27,809,755	\$27,809,755	\$15,101,172
US Department of Health and Human Services Grants	Pandemic Emergency Assistance	\$17,756,381	\$17,756,381	\$17,756,381
US Department of Health and Human Services Grants	Preventive Services	\$757,349	\$757,349	\$595,059
US Department of Health and Human Services Grants	Public Health Laboratory Preparedness (ARP)	\$142,473	\$142,473	\$0
US Department of Health and Human Services Grants	Small Rural Hospital Improvement Program - Testing and Mitigation	\$258,376	\$258,376	\$258,376
US Department of Health and Human Services Grants	State Nursing Home Strike Teams	\$7,942,377		\$0
US Department of Health and Human Services Grants	Substance Abuse Block Grant	\$27,587,522	\$27,587,522	\$12,521,098
US Department of Health and Human Services Grants	Supportive Services	\$7,917,741	\$7,917,741	\$6,221,083

State of Maryland

Grant Group	Grant Name	Total Statewide Award	Total to State Government	Total State Budgeted
US Department of Health and Human Services Grants	Title VII Ombudsman (ARP)	\$172,125	\$172,125	\$135,242
US Department of Health and Human Services Grants	Title VII State Long-Term Care Ombudsman - Response in Residential Care Communities (ARP)	\$309,810	\$309,810	\$0
US Department of Health and Human Services Grants	Title X Family Planning Services Telehealth	\$699,987	\$699,987	\$0
US Department of Health and Human Services Grants	Vaccine Confidence Strategy	\$4,438,515	\$4,438,515	\$0
US Department of Education Grants	ESSER School Emergency Relief	\$2,004,575,130	\$2,004,575,130	\$2,003,961,300
US Department of Education Grants	Higher Education Emergency Relief Fund - HBCUs	\$91,656,674	\$91,656,674	\$30,349,732
US Department of Education Grants	Higher Education Emergency Relief Fund - Minority-Serving Institutions	\$4,398,510	\$576,981	\$0
US Department of Education Grants	Higher Education Emergency Relief Fund - Public Institutions	\$265,212,938	\$135,955,950	\$134,760,095
US Department of Education Grants	Higher Education Emergency Relief Fund - Strengthening Institutions	\$4,926,459	\$493,160	\$0
US Department of Education Grants	Higher Education Emergency Relief Fund - Student Aid	\$278,799,526	\$145,773,752	\$139,357,813
US Department of Education Grants	Infants & Toddlers	\$11,475,057	\$11,475,057	\$11,475,057
US Department of Education Grants	Preschool	\$3,478,118	\$3,478,118	\$3,478,118
US Department of Education Grants	Special Education Grants to States	\$46,841,200	\$46,841,200	\$46,841,200
US Department of Commerce Grants	Economic Development Assistance Programs	\$9,608,392	\$9,608,392	\$9,600,000

State of Maryland

Grant Group	Grant Name	Total Statewide Award	Total to State Government	Total State Budgeted
US Department of Commerce Grants	Statewide Planning Grants	\$1,000,000	\$1,000,000	\$1,000,000
US Department of Agriculture Grants	Commodity Supplemental Food Program	\$10,695	\$10,695	\$10,695
US Department of Agriculture Grants	Supp. Nutrition Assist. Program (SNAP) 3-year State Admin. Grants	\$26,098,055	\$26,098,055	\$26,098,054
US Department of Agriculture Grants	WIC Cash Value Vouchers Increase	\$9,574,804	\$9,574,804	\$9,574,804
Independent Agencies Grants	Institute for Museum and Library Services - State Agencies	\$3,319,475	\$3,319,475	\$3,319,475
Independent Agencies Grants	Institute of Museum and Library Services - Museums and Libraries (ARP)	\$49,918	\$49,918	\$49,918
Independent Agencies Grants	National Endowment for the Arts - State Arts Agencies	\$831,700	\$831,700	\$831,700
Independent Agencies Grants	National Endowment for the Humanities - State Councils	\$977,445	\$977,445	\$0
	Total	\$12,337,422,907	\$9,558,559,856	\$8,677,861,446

Appendix C – SLFRF Subprojects Financial Summary Table

The following table describes the State and Local Fiscal Recovery Funds budget (amount allocated), obligations, expenditures, amount available to obligate, and unexpended obligations as of June 30, 2022, the end of state fiscal year 2022.

Subproject ID	Subproject Name	Budget	Obligations	Expenditures	Available to Obligate	Unexpended Obligations
1A.1	2% Nursing Home Temporary Rate Increase	\$26,000,000	\$26,000,000	\$26,000,000	\$0	\$0
1A.2	Recovery Now - Maryland Department of Health - DDA Provider Grants	\$5,000,000	\$4,945,995	\$4,730,415	\$54,005	\$215,580
1B.1	Recovery Now - Maryland Department of Health - Mobile Crisis and Stand-Alone Crisis Services	\$15,000,000	\$5,476,024	\$5,476,024	\$9,523,976	\$0
1C.1	VOCA Community Service Coordinators	\$169,146	\$150,540	\$150,540	\$18,606	\$0
1C.2	VOCA New Futures Bridges Subsidy	\$2,000,000	\$1,001,371	\$901,413	\$998,629	\$99,958
1C.3	VOCA Safe at Home Address Confidentiality Program	\$365,647	\$361,728	\$346,615	\$3,919	\$15,113
1C.4	VOCA Victim Services	\$3,266,500	\$1,765,022	\$1,765,022	\$1,501,478	\$0
1D.1	Adult Day Care	\$15,000,000	\$14,641,156	\$14,641,156	\$358,844	(\$0)
1D.2	Heating, Ventilation, and Air Conditioning Upgrades for Public School Buildings	\$80,000,000	\$40,000,000	\$0	\$40,000,000	\$40,000,000
1D.3	HSCRC - Hospitals	\$30,000,000	\$30,000,000	\$30,000,000	\$0	\$0
1D.4	Local Health Department Infrastructure Grants	\$4,000,000	\$738,697	\$664,431	\$3,261,303	\$74,266
1D.5	Medicaid - Nursing Homes	\$25,000,000	\$24,570,917	\$24,492,583	\$429,083	\$78,334
1D.6	School Reopening Grants	\$10,000,000	\$10,000,000	\$5,536,532	\$0	\$4,463,468

State of Maryland

Subproject ID	Subproject Name	Budget	Obligations	Expenditures	Available to Obligate	Unexpended Obligations
1E.1	Recovery Now - Maryland Department of Health - Assistance 8-507 Providers	\$5,000,000	\$4,383,721	\$4,383,721	\$616,279	\$0
1F.1	Vaccine Incentive - Legislature	\$44,700	\$44,700	\$44,700	\$0	\$0
1F.2	Vax Scholarship	\$1,000,000	\$1,000,000	\$1,000,000	\$0	\$0
2A.1	Recovery Now - Department of Commerce - Hotel, Motel, and Bed and Breakfast Grants	\$9,969,589	\$9,969,589	\$9,969,589	(\$0)	\$0
2A.2	Recovery Now - Department of Commerce - Restaurant Grants	\$22,000,000	\$22,000,000	\$22,000,000	(\$0)	\$0
2A.3	Recovery Now - Department of Commerce - Small Business Marketing Grants	\$999,998	\$999,998	\$999,998	\$0	\$0
2A.4	Recovery Now - Live Performance	\$10,000,000	\$10,000,000	\$10,000,000	\$0	\$0
2B.1	Recovery Now - Department of Commerce - Local Commuter Bus Assistance Grants	\$8,000,000	\$8,000,000	\$8,000,000	\$0	\$0
2B.2	Recovery Now - MARBIDCO - Rural and Agricultural business grants	\$2,000,000	\$2,000,000	\$2,000,000	\$0	\$0
2B.3	Rural and Agricultural Business Grants	\$1,500,000	\$982,580	\$982,580	\$517,420	\$0
2C.1	Project Restore	\$50,000,000	\$7,978,193	\$7,978,193	\$42,021,807	\$0
2C.2	Recovery Now - Department of Commerce - Maryland Small, Minority, and Women-Owned Business Account	\$10,000,000	\$10,000,000	\$10,000,000	\$0	\$0

State of Maryland

Subproject ID	Subproject Name	Budget	Obligations	Expenditures	Available to Obligate	Unexpended Obligations
2C.3	Recovery Now - Department of Commerce - Non-Sales and Use Tax Grants	\$10,000,500	\$10,000,500	\$10,000,500	\$0	\$0
2D.1	Re Enrolled - Department of Human Services - Temporary Disability Assistance Program	\$14,162,774	\$2,689,008	\$2,689,008	\$11,473,766	(\$0)
2D.2	TCA \$100 Bonus & TDAP \$100 Bonus	\$46,000,000	\$16,523,620	\$16,523,620	\$29,476,380	\$0
2D.3	TCA Costs Associated with the Pandemic	\$140,000,000	\$140,000,000	\$140,000,000	\$0	\$0
2E.1	Recovery Now - Department of Commerce - Online Sales Framework Grants	\$500,000	\$500,000	\$500,000	\$0	\$0
2F.1	Utility Assistance to Limited Income Customers (HB606 of 2021)	\$20,000,000	\$20,000,000	\$19,250,640	\$0	\$749,360
2F.2	Emergency Assistance for Late Utility Bills (PC53)	\$83,000,000	\$83,000,000	\$83,000,000	\$0	\$0
2F.3	Recovery Now - Department of Housing and Community Development - 30-Day Emergency Housing Grants	\$15,000,000	\$15,000,000	\$15,000,000	\$0	\$0
2F.4	Recovery Now - Department of Legislative Services through the Administrative Office of the Courts - Maryland Legal Services Corporation Grant	\$3,000,000	\$3,000,000	\$3,000,000	\$0	\$0
2G.1	Recovery Now - Department of Commerce - Arts Council	\$4,997,000	\$4,997,000	\$4,997,000	\$0	\$0

State of Maryland

Subproject ID	Subproject Name	Budget	Obligations	Expenditures	Available to Obligate	Unexpended Obligations
2G.2	Recovery Now - Department of Housing and Community Development - Non-Profit Assistance Grants	\$20,000,000	\$20,000,000	\$20,000,000	\$0	\$0
2G.3	Recovery Now - Department of Human Services - Food Bank Grants	\$10,000,000	\$10,000,000	\$10,000,000	\$0	\$0
2G.4	Recovery Now - MEMA - Volunteer Fire Department and Rescue Squad Grants	\$4,000,000	\$4,000,000	\$4,000,000	\$0	\$0
2G.5	Residential Treatment Center	\$7,873,041	\$7,873,041	\$7,873,041	\$0	\$0
2H.1	Apprenticeship and Employment Training Program	\$75,000,000	\$37,500,000	\$37,500,000	\$37,500,000	\$0
2H.2	Recovery Now - Department of Labor - Local Workforce Development Boards	\$7,000,000	\$7,000,000	\$3,830,913	\$0	\$3,169,087
2H.3	Community Colleges - Maryland Higher Education Commission	\$8,782,215	\$8,569,550	\$8,472,385	\$212,665	\$97,165
2H.4	Recovery Now - Maryland Higher Education Commission - Community Colleges - BCCC	\$1,200,629	\$1,200,629	\$1,200,629	(\$0)	\$0
2I.1	Broadband - Digital Navigators	\$2,000,000	\$0	\$0	\$2,000,000	\$0
2I.2	Broadband - Gap Networks	\$5,000,000	\$0	\$0	\$5,000,000	\$0
2I.3	Broadband - Tech Extension	\$4,000,000	\$0	\$9,789	\$4,000,000	(\$9,789)
2I.4	Broadband Dedicated Purpose Account - Device Subsidy	\$30,000,000	\$0	\$0	\$30,000,000	\$0

State of Maryland

Subproject ID	Subproject Name	Budget	Obligations	Expenditures	Available to Obligate	Unexpended Obligations
2I.5	Broadband Dedicated Purpose Account - Service Fee Subsidy	\$45,000,000	\$17,797,093	\$4,006,921	\$27,202,907	\$13,790,172
2J.1	Recovery Now - Department of Labor - Department of Labor and Maryland Comptrollers Office Pending UI Claim Payments	\$40,237,000	\$40,237,000	\$40,237,000	\$0	\$0
2K.1	Administrative Support for UI Trust fund	\$70,000,000	\$0	\$0	\$70,000,000	\$0
2K.2	UI Trust Fund	\$830,000,000	\$830,000,000	\$830,000,000	\$0	\$0
2L.1	HOW Program	\$10,150,000	\$0	\$0	\$10,150,000	\$0
2M.1	Recovery Now - Maryland State Department of Education - Juvenile Services Education	\$938,839	\$938,839	\$938,839	\$0	(\$0)
2M.2	Student Support Network	\$1,000,000	\$1,000,000	\$0	\$0	\$1,000,000
2M.3	Summer School	\$50,000,000	\$50,000,000	\$27,962,377	\$0	\$22,037,623
2M.4	Transitional Supplemental Instruction	\$20,000,000	\$20,000,000	\$7,291,493	\$0	\$12,708,507
2M.5	Transitional Supplemental Instruction - Blueprint Fund	\$46,000,000	\$0	\$0	\$46,000,000	\$0
2M.6	Tutoring and Supplemental Instruction	\$151,575,818	\$151,575,818	\$47,574,093	\$0	\$104,001,725
2N.1	ACES Grants - Excelerate MD	\$3,000,000	\$0	\$0	\$3,000,000	\$0
2N.2	Expansion of the Boys & Girls Clubs MD	\$2,000,000	\$2,000,000	\$1,361,451	\$0	\$638,549
2N.3	Health Equity Resources Communities Grants	\$14,000,000	\$14,000,000	\$0	\$0	\$14,000,000
3A.1	Health Insurance	\$75,000,000	\$75,000,000	\$64,196,538	\$0	\$10,803,462
3A.2	Overtime for the Office of the Chief Medical Examiner	\$100,000	\$100,000	\$100,000	\$0	\$0

State of Maryland

Subproject ID	Subproject Name	Budget	Obligations	Expenditures	Available to Obligate	Unexpended Obligations
3A.3	Public Safety Salaries	\$250,000,000	\$250,000,000	\$250,000,000	\$0	\$0
3B.1	Behavioral Health and Trauma Services	\$25,000,000	\$25,000,000	\$6,803,055	\$0	\$18,196,945
4A.1	Extension of Response Pay for State Employees	\$61,829,296	\$61,829,296	\$61,829,296	\$0	\$0
4A.2	Response/Quarantine Pay	\$52,564,461	\$52,564,461	\$52,560,458	\$0	\$4,003
5A.1	Broadband - Administrative Support	\$475,321	\$296,905	\$296,905	\$178,416	\$0
5A.2	Broadband - Network Infrastructure	\$127,600,000	\$28,353,128	\$2,653,921	\$99,246,872	\$25,699,207
5A.3	Broadband - Rural Broadband Legislative Initiative	\$15,180,000	\$0	\$0	\$15,180,000	\$0
5B.2	Recovery Now - Broadband	\$2,000,000	\$2,000,000	\$2,000,000	\$0	\$0
6A.1	Charlotte Hall Veterans Home	\$6,520,000	\$2,575,000	\$2,575,000	\$3,945,000	\$0
6A.10	Vaccination Lottery	\$2,000,000	\$2,000,000	\$2,000,000	\$0	\$0
6A.11	COVID-19 Steady State	\$50,000,000	\$0	\$0	\$50,000,000	\$0
6A.2	Transportation Trust Fund	\$500,000,000	\$300,000,000	\$300,000,000	\$200,000,000	\$0
6A.3	MTA Farebox Recovery	\$1,540,095	\$1,540,095	\$1,540,095	\$0	\$0
6A.4	Additional MDOT Relief	\$40,000,000	\$40,000,000	\$40,000,000	\$0	\$0
6A.5	Recovery Now - Maryland Department of Transportation - State Systems Maintenance	\$10,000,000	\$10,000,000	\$10,000,000	\$0	\$0
6A.6	Recovery Now - Maryland Department of Transportation - Transit Operations	\$10,000,000	\$10,000,000	\$10,000,000	\$0	\$0
6A.7	Recovery Now - Main Street	\$2,000,000	\$2,000,000	\$2,000,000	\$0	\$0
6A.8	Substitute the Housing Counseling Fund	\$1,100,000	\$1,100,000	\$1,100,000	\$0	\$0
6A.9	Telework for State Employees	\$10,000,000	\$4,796,803	\$999,999	\$5,203,197	\$3,796,804

State of Maryland

Subproject ID	Subproject Name	Budget	Obligations	Expenditures	Available to Obligate	Unexpended Obligations
7A.1	Education Trust Fund Backfill	\$116,131,810	\$116,131,810	\$116,131,810	\$0	\$0
7A.2	Fiscal Relief for LHDs self-supported-fee-for-service Clinics	\$8,988,425	\$0	\$0	\$8,988,425	\$0
7A.3	Home Detention for Early Release	\$5,000,000	\$5,000,000	\$25,455	\$0	\$4,974,545
7A.4	Private Sector Telework	\$5,000,000	\$5,000,000	\$5,000,000	\$0	\$0
7A.5	Recovery Now - Department of Budget and Management - Disparity Grants	\$5,000,000	\$5,000,000	\$5,000,000	\$0	\$0
7A.6	Substitute for Public Health Costs	\$13,500,000	\$13,500,000	\$5,615,484	\$0	\$7,884,516
7B.1	Administrative Expenses	\$15,000,000	\$3,236,830	\$964,246	\$11,763,170	\$2,272,584
Total		\$3,543,262,804	\$2,773,436,657	\$2,482,675,473	\$769,826,147	\$290,761,184

[END]