



WEXFORD HEALTH SOURCES, INC.

**MARYLAND DEPARTMENT OF PUBLIC
SAFETY AND CORRECTIONS**

ANNUAL REPORT

2008 - 2009

Pod's copy

**Wexford Health
Sources, Inc.**

**MD DPSCS
Annual Report**

2008 - 2009

1	Contracting Summary
2	Claims Summary
3	Utilization Management Summary
4	Benchmarks
5	Weekend Discharge Summary
6	ER Compliance
7	Trauma Analysis
8	Medical Infirmiry Summary
9	Inpatient Days
10	Inpatient Admissions / Readmission
11	ER
12	Outpatient Other
13	Outpatient Surgery
14	On-Site Clinics
15	Mental Health

TABLE OF CONTENTS

1. Contracting Summary
2. Claims Summary
3. Utilization Management Summary
4. Benchmarks
5. Weekend Discharge Summary
6. ER Compliance
7. Trauma Analysis
8. Medical Infirmary Summary
9. Inpatient Days
10. Inpatient Admissions / Readmissions
11. ER
12. Outpatient Other
13. Outpatient Surgery
14. On-Site Clinics
15. Mental Health

CONTRACTING SUMMARY



July 2008 – June 2009
Provider Contracting and Credentialing
Status Report

During the last twelve months, there have been numerous changes related to network providers in Maryland. Moving into the new fiscal year, we will continue to work for a more synchronized effort between the medical care vendors, the network providers and the MDPSCS related to the coordination of inmate care. Some of the contracting accomplishments during the last year include the following:

- Provided continuous focus and attention throughout the year to bring together the appropriate parties at Bon Secours, DPSCS and CMS. The concerted efforts of the many parties resulted in a funding appropriation by the state legislature for a locked patient unit and two locked holding units to be located at Bon Secours Baltimore. Construction is expected to begin mid-fiscal year 2010.
- Continuously worked in conjunction with parties at Bon Secours, CMS and Wexford Utilization Management to secure additional specialty coverage as well as increasing direction of authorizations for all appropriate specialty medical care and diagnostic radiology to Bon Secours.
- Secured joint agreement with Bon Secours and an Orthopedic Surgeon to implement on-site orthopedic clinics in the Baltimore and Jessup regions. These trice monthly clinics serve to provide significant savings related to reduction of off-site trips for orthopedic consults and minor orthopedic care. Authorized off-site procedures after initial on-site consultations are scheduled at Bon Secours.
- Secured agreements with two staff physicians at Bon Secours to provide Hospitalist services for all Bon Secours inpatient inmates. Coordinated process with CMS and Hospitalists for timely receipt of information regarding inpatient inmates.
- Extended Bon Secours agreement and secured individual provider agreements for Bon Secours clinic services to include Cardiology, Hematology and Oncology, Neurology, Podiatry, and Pulmonary Medicine. These outpatient clinics are in addition to the Gastroenterology, Orthopedics, Urology and Vascular outpatient clinics operating since May 2008 as part of a continuing effort to focus care more appropriately at Bon Secours.
- Continued to work with CMS schedulers and Bon Secours Navigant Program in order to drive appropriate work to Bon Secours. This direction of care in turn provides the state with improved continuity of care and follow-up communication related to consultations/testing than had been available in the past.
- Secured agreement with Metro OB/GYN for on-site gynecological and obstetrical care. This agreement replaced the agreement with Dr. Lenaye Lawyer through Bon Secours and allowed the continuation of on-site OB/GYN services in the Baltimore and Jessup regions.
- Secured agreement for on-site Nephrology clinic for pre-renal inmate patients in the Baltimore, Jessup and Hagerstown regions.



- Secured agreement for on-site Prosthodontist for a Western region inmate to eliminate state costs for transport.
- Secured agreement for on-site Physical Therapy services for the Eastern region. This contract arrangement will reduce and/or eliminate numerous weekly trips for off-site therapy services.
- Worked to improve the relationship with Peninsula Regional Medical Center and with the assistance of PRMC, worked to encourage additional provider participation for the Eastern region.
- Persisted from September through the end of the fiscal year in an ongoing attempt to obtain EPHR/NextGen access and training for the contracted on-site and telemedicine providers. We will diligently pursue access and training for all current contractors with a projected completion date of late August 2009
- Continued analysis of claims data to review provider utilization and develop ongoing updates to Preferred Provider Directories for the schedulers in the Eastern, Jessup and Western service delivery areas. Develop and maintain working relationships with Correctional Medical Services administration and physicians to more effectively provide requested care and medical services.
- Analyzed the need and executed contracts appropriately for on-site, off-site, and hospital-based physicians.
- Continued to credential and re-credential all contracted providers on-site and off-site per the terms of the contract with MD DPSCS and in compliance with Wexford Health's Credentialing Policies and Procedures.

Wexford Health provider contracting continues to contract on-site specialists and off-site ancillary, hospital and specialist providers that meet quality of care requirements and provide efficient and cost-effective medical care. We continue to work closely and communicate with all the medical vendors in a cooperative manner such that the department is well served by the current health care delivery model. It is our intention to provide ongoing assistance to the Office of Inmate Health Services with review and analysis of specialty care needs both on-site and off-site, assessment and development of telemedicine programs and continuing assessment of hospital based outpatient and inpatient care needs.

CLAIMS SUMMARY

MARYLAND CLAIMS STATUS REPORT
JULY 2008 – JUNE 2009

During July 2008 through June 2009 the Claims Department continued to improve communications with Mr. Bass and his Audit Team. Policy and Procedures for Third Party Coverage was created and implemented. All correspondence was resolved within an average of 24 hours of receipt. All claims were processed within an average of 8 days of receipt.

STATISTICS

- Received 34,474 claims
- Processed 33,997 claims
- Pre-Check Registers 52
- Check Runs 50
- Yearly 2% QA Average – 99.59%
- Yearly >\$5,000 and Manual QA Average – 99.45%
- Identified 363 inmates that indicated possible Third Party Coverage
 - 6 out of the 363 had secondary care
 - 4 coverage terminated upon incarceration
 - 2 unable to identify insurance carrier from information provided

We thank Mr. Bass and his Audit Team in making this a successful year in meeting our goals and requests. We look forward to our continued success while we continue to improve our goals and procedures.

UTILIZATION MANAGEMENT SUMMARY

Utilization Management
Annual Summary
July 1, 2008 thru June 30, 2009

Inpatient Days 5,507
ICU/CCU Days 2,565
Offsite Referrals 5,475
Onsite Clinics 2,401
ER Visits 1,669

I. INPATIENTS

- Daily Inpatient Review with Wexford, Regional and Site Medical Directors, and DPSCS
- Daily concurrent review and coordination with hospitals and site Medical Directors
- Use of InterQual and Milliman criteria provided during concurrent review
- Large case review of patients hospitalized greater than ten days
- Collegial discussion with all physicians on various treatment plans and disease management processes
- Discussion of infirmary bed assignments
- Identification of all readmissions from 30 days of last discharge date
- Weekend discharge coordination on Fridays with follow up discussion on Mondays
- Daily and monthly reports of all inpatients with extensive detail
- Report of 199 cases
- Spreadsheet of statistical data for State Stat
- Report of ICU/CCU bed days
- Report of Cardiac Admissions and Inpatient Days
- Report of Infectious Disease Admissions and Inpatient Days
- Report of delay cases
- Report of denied Inpatient Days and Appeals provided on a monthly basis
- Report of readmission cases including categories of unavoidable, unrelated, preventable site/hospital and expected
- Report of "In and Out of Network" Hospitalization
- Report of trauma cases with sub categories of assaults, falls, sports/work injuries and self inflicted cases
- Trauma report created with paid claims to date for inpatient admissions per site and region
- Trending report developed for all inpatient admissions related to trauma
- Trending reports provided on a monthly basis for inpatients admissions per site and region with average length of stays identified
- Education to new physicians on the UM inpatient review process
- Identification of top diagnostic patterns per site and region produced on a monthly basis

- Report produce bi-monthly of all paid claims to date due to non-compliance with the Wexford UM process
- Conversion of monthly reports into excel format
- Quality audit of Inpatient RN provided monthly
- Diagnostic grouping of all Inpatient Admissions with an extensive EPHR review on each case.
- Other reports and analysis per clinic request

II. EMERGENCY ROOM

- Retrospective review of all emergency room visits
- Identification of all preventable emergency room visits
- Education of all Medical Directors regarding the appropriate use of emergency room referral requests as well as infirmary usage
- Daily report of all emergency room visits per site in summary and detailed format
- Daily report in excel developed and forwarded on a daily basis to CMS in order to improve ER QA compliance.
- Medical Director QA Reporting of Emergency Room visit daily compliance
- Report of all preventable emergency room visits in summary and detailed format
- Summary per month of ER reporting non-compliance
- Report of diagnostic categories for all emergency room visits per site and region produced on a monthly basis
- Identification of all trauma cases per categories of assaults, sports/work injuries, falls, and self inflicted cases listed per site and region
- Trauma report created with paid claims to date for emergency room visits per site and region
- Trending report developed for all emergency room visits related to trauma
- Trending reports provided on a monthly basis per site and region
- Report produce bi monthly of all paid claims to date due to non-compliance with the Wexford UM process
- Quality audit of Intake Coordinator provided on a monthly basis
- Provided statistical information for State Stat on a monthly basis
- Diagnostic breakdown on all ER trips for State Stat
- Intensive review thru EPHR on all cardiac and neuro Emergency Room visits.

III. MEDICAL INFIRMARY

MEDICAL

- Concurrent review of all medical infirmary admissions
- Daily and monthly reports of all medical infirmary admissions per site and region
- Coordination with site Medical Directors with infirmary admissions
- Collegial discussion between Wexford UM Medical Director and site Medical Director on appropriateness of infirmary usage
- Report of all appropriate and preventable admissions
- Summary report of infirmary admissions and total length of stays produced daily and monthly

- Detailed report of all infirmary admissions and total length of stays produced daily and monthly
- Report of diagnostic categories for all medical infirmary admissions per site and region produced on a monthly basis
- Quality audit of the Infirmary RN provided on a monthly basis
- Provided statistical information for State Stat on a monthly basis
- Creation of a daily infirmary acuity census of data collected from CMS and forwarded to OIHS.
- Compliance report on Infirmary site submission of logs generated on a monthly basis

MENTAL HEALTH

- Concurrent review of all psychiatric acute infirmary admissions as well as sub-acute admissions
- Concurrent review of all non-acute infirmary admissions
- Daily and monthly reports of all mental health admissions per site, region, and service delivery area
- Coordination with site Medical Directors regarding infirmary admissions
- Bi-monthly treatment team review of questionable admissions and readmissions for quality improvement
- Report of all appropriate and preventable admissions
- Report of all readmissions with appropriate assignment of preventable, unavoidable, unrelated or expected categories
- Summary report of all mental health admissions and total length of stays produced daily and monthly
- Detailed report of all mental health admissions and total length of stays produced daily and monthly
- Report of diagnostic categories for all mental health admissions per site and region produced on a monthly basis
- Quality audit of the Infirmary RN provided on a monthly basis

IV. OFFSITE / ONSITE CARE

- Collegial review with Wexford UM Medical Director, UM Nurse, Site Medical Director and site scheduler of all offsite service requests
- Review of current authorized services to date provided during collegial review to assist in the appropriate treatment plans
- Use of InterQual and Milliman criteria provided during collegial review
- Medical research provided during collegial review of the current and optimal treatment of disease processes
- Coordination of medically necessary services during collegial review with contracted providers
- Identification of excessive physical therapy usage
- Education of UM collegial process to all site Medical Directors and covering physicians
- Identification of high volume outpatient elective surgery with provision of current standard of care treatment options
- Implementation of new contracted site vendors

- Reports of onsite and offsite services produced on a monthly basis per site and service delivery areas
- Reports of in- and out-of-network usage per sites and service delivery areas
- Initiation of an Incorrect Provider report when inmates are sent outside of the SDA without approval or to another provider that was not authorized.
- Report of diagnostic categories for all onsite/offsite services per site and region produced on a monthly basis
- Report of procedural categories for all outpatient surgical services per site and service delivery areas
- Report produce bi monthly of all retrospective paid claims to date due to non-compliance with the Wexford UM process
- Weekly report of claims received due to non-compliance with the Wexford UM process
- Bi-monthly report of paid claims to date of all retrospective services due to non-compliance
- Quality audit of the Outpatient RN provided on a monthly basis
- Monthly submission of an incident report entailing all the SIR's
- Assistance provided on a daily basis to CMS for scheduling of appointments

BENCHMARKS

FY 08 vs FY 09 12 month average

Maryland

Authorizations from June 2008 through June 2009, Authorized through June 30, 2009

Category	12 Month Average	AVG Per 1,000
IP-days	454	17.04
Admission:	121	4.54
ER	121	4.55
OPO	356	13.38
OPS	80	3.02

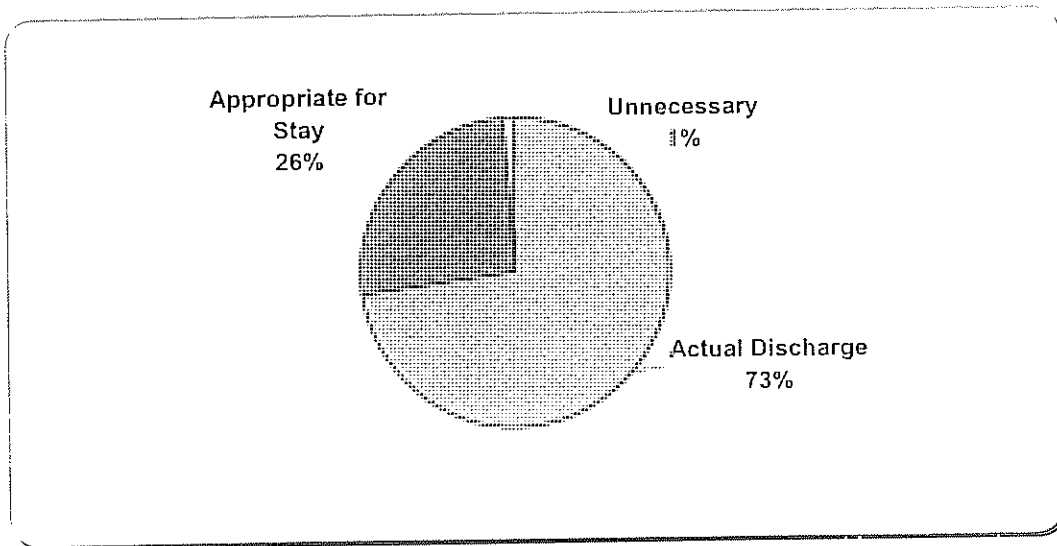
Maryland

Authorizations from July 2007 through June 2008, Authorized through June 2008

Category	12 Month Average	AVG Per 1,000
IP-days	440	16.24
Admission:	123	4.61
ER	145	5.40
OPO	378	14.41
OPS	95	3.77

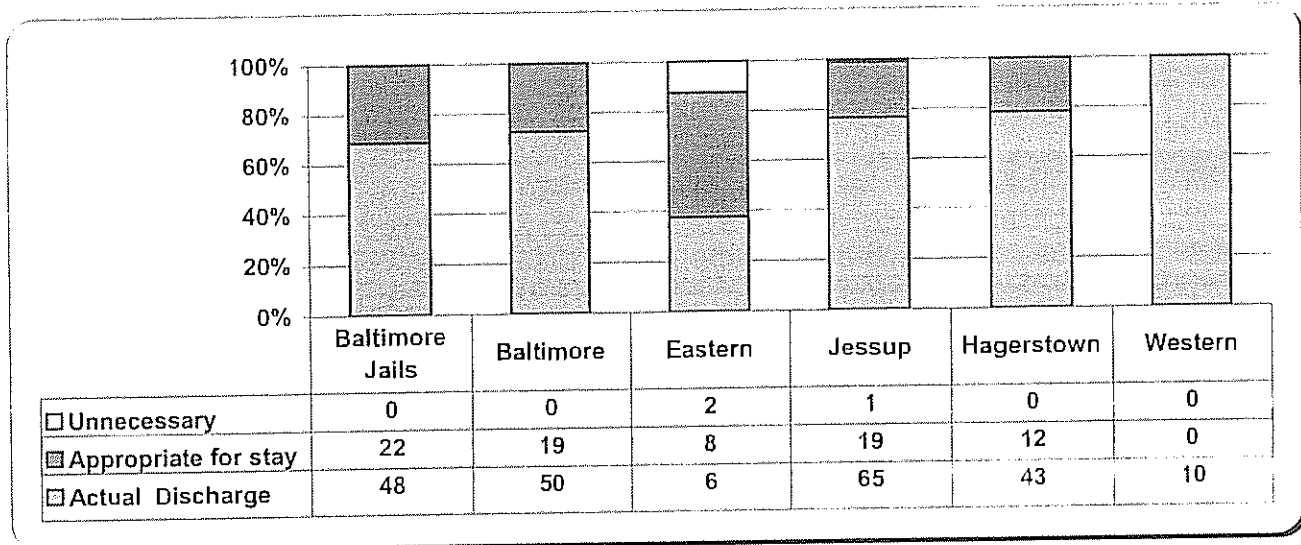
WEEKEND DISCHARGE SUMMARY

Total Weekend Discharges - JULY 2008 thru JUNE 2009



OVERALL	
Actual Discharge	222
Appropriate for Stay	80
Unnecessary	3
Total	305

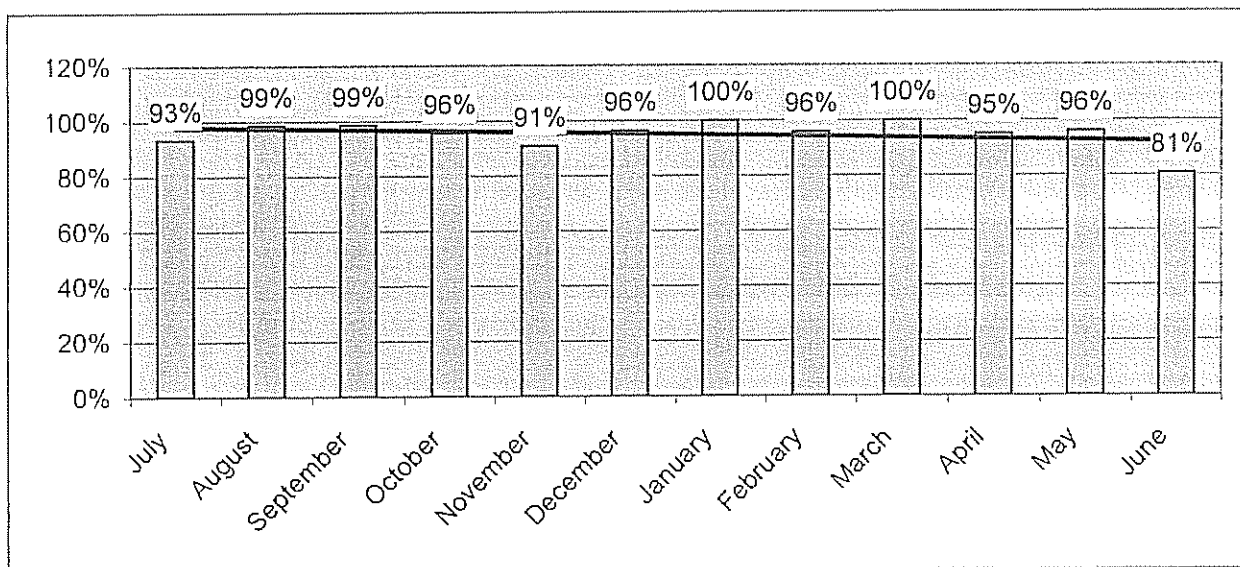
	Actual Discharge	Appropriate for stay	Unnecessary	Total #
Baltimore Jails	48	22	0	70
Baltimore	50	19	0	69
Eastern	6	8	2	16
Jessup	65	19	1	85
Hagerstown	43	12	0	55
Western	10	0	0	10
TOTALS	222	80	3	305



ER COMPLIANCE

ER COMPLIANCE

	%	ER	Compliant
July	93%	136	127
August	99%	140	138
September	99%	140	138
October	96%	141	135
November	91%	122	111
December	96%	112	108
January	100%	95	95
February	96%	96	92
March	100%	122	122
April	95%	121	115
May	96%	123	118
June	81%	108	87
TOTAL	1141%	1456	1386
AVERAGE	95%	121	116



TRAUMA ANALYSIS

Maryland Trauma Cases Summary

ER	# of Trauma Cases	Total Cases	Amount Paid Against Trauma Cases
TRAUMA			
ASSAULT			
BALT CNTRL BOOKING & INTAKE CNTR	42	42	\$43,751.90
BALTIMORE CITY DETENTION CENTER	85	85	\$114,177.16
WOMEN'S DETENTION CTR. UNIT BCDC	1	1	\$3,506.01
BALTIMORE JAILS Totals:	128	128	\$161,435.07
BALTIMORE CITY CORRECTIONAL CENTER	4	4	\$10,651.01
BALTIMORE PRE-RELEASE UNIT	1	1	\$2,070.83
MARYLAND CORRECTIONAL ADJSTMNT CNTR	4	4	\$4,701.14
MD RECPTN DIAGNOSTIC AND CLASS CNTR	2	2	\$2,207.19
METROPOLITAN TRANSITION CENTER	75	75	\$88,797.61
BALTIMORE REGION Totals:	86	86	\$108,427.78
EASTERN CORRECTIONAL INSTITUTION	28	28	\$42,146.82
EASTERN REGION Totals:	28	28	\$42,146.82
MD CORRECTIONAL INSTIT. HAGERSTOWN	5	5	\$5,712.78
MD CORRECTIONAL TRAINING CENTER	14	14	\$19,517.01
ROXBURY CORRECTIONAL INSTITUTION	13	13	\$13,939.27
HAGERSTOWN REGION Totals:	32	32	\$39,169.06
BROCKBRIDGE CORRECTIONAL FACILITY	17	17	\$23,320.51
CENTRAL LAUNDRY FACILITY	3	3	\$1,155.01
HERMAN L. TOULSON CRT. BOOT CAMP	3	3	\$1,717.57
JESSUP CORRECTIONAL INSTITUTION	6	6	\$7,946.76
JESSUP PRE-RELEASE UNIT	7	7	\$10,184.11
MD CORRECTIONAL INSTIT. FOR WOMEN	1	1	\$0.00
MD CORRECTIONAL INSTIT. JESSUP	9	9	\$13,817.96
PATUXENT INSTITUTION	5	5	\$2,981.78
SOUTHERN MD PRERELEASE UNIT	3	3	\$543.84
JESSUP REGION Totals:	54	54	\$61,667.54
NORTH BRANCH CORRECTIONAL INSTIT.	3	3	\$306.59
WESTERN CORRECTIONAL INSTITUTION	5	5	\$6,922.53
WESTERN REGION Totals:	8	8	\$7,229.12
ASSAULT Totals:	336	336	\$420,075.39
FALLS			
BALT CNTRL BOOKING & INTAKE CNTR	11	11	\$8,503.04
BALTIMORE CITY DETENTION CENTER	11	11	\$12,794.69
WOMEN'S DETENTION CTR. UNIT BCDC	7	7	\$6,974.80
BALTIMORE JAILS Totals:	29	29	\$28,272.53
MARYLAND CORRECTIONAL ADJSTMNT CNTR	4	4	\$3,505.05
MD RECPTN DIAGNOSTIC AND CLASS CNTR	4	4	\$4,720.65
METROPOLITAN TRANSITION CENTER	25	25	\$34,034.86
BALTIMORE REGION Totals:	33	33	\$42,260.56
EASTERN CORRECTIONAL INSTITUTION	4	4	\$6,973.42

Facility Name	# of Trauma Cases	# of Cases	Amount Paid Against Trauma Cases
POPLAR HILL PRE-RELEASE UNIT	1	1	\$410.92
EASTERN REGION Totals:	5	5	\$7,384.34
MD CORRECTIONAL TRAINING CENTER	4	4	\$4,452.75
ROXBURY CORRECTIONAL INSTITUTION	3	3	\$4,441.28
HAGERSTOWN REGION Totals:	7	7	\$8,894.03
BROCKBRIDGE CORRECTIONAL FACILITY	2	2	\$1,395.05
CENTRAL LAUNDRY FACILITY	1	1	\$2,541.53
HERMAN L. TOULSON CRT. BOOT CAMP	1	1	\$1,331.80
JESSUP CORRECTIONAL INSTITUTION	7	7	\$10,774.06
JESSUP PRE-RELEASE UNIT	6	6	\$6,895.74
MD CORRECTIONAL INSTIT. FOR WOMEN	6	6	\$7,434.97
MD CORRECTIONAL INSTIT. JESSUP	1	1	\$2,303.35
PATUXENT INSTITUTION	3	3	\$463.51
SOUTHERN MD PRERELEASE UNIT	1	1	\$0.00
JESSUP REGION Totals:	28	28	\$33,140.01
FALLS Totals:	102	102	\$119,951.47
OTHER			
HERMAN L. TOULSON CRT. BOOT CAMP	5	5	\$809.85
SOUTHERN MD PRERELEASE UNIT	4	4	\$600.95
JESSUP REGION Totals:	9	9	\$1,410.80
OTHER Totals:	9	9	\$1,410.80
OVERDOSE			
BALT CNTRL BOOKING & INTAKE CNTR	1	1	\$717.92
BALTIMORE JAILS Totals:	1	1	\$717.92
METROPOLITAN TRANSITION CENTER	1	1	\$1,082.97
BALTIMORE REGION Totals:	1	1	\$1,082.97
ROXBURY CORRECTIONAL INSTITUTION	1	1	\$1,548.06
HAGERSTOWN REGION Totals:	1	1	\$1,548.06
JESSUP PRE-RELEASE UNIT	1	1	\$869.59
JESSUP REGION Totals:	1	1	\$869.59
OVERDOSE Totals:	4	4	\$4,218.54
SELF INFLICTED			
METROPOLITAN TRANSITION CENTER	1	1	\$1,765.91
BALTIMORE REGION Totals:	1	1	\$1,765.91
SELF INFLICTED Totals:	1	1	\$1,765.91
SPORT/WORK RELATED			
BALT CNTRL BOOKING & INTAKE CNTR	7	7	\$7,766.33
BALTIMORE CITY DETENTION CENTER	8	8	\$10,288.63
WOMEN'S DETENTION CTR. UNIT BCDC	2	2	\$787.31
BALTIMORE JAILS Totals:	17	17	\$18,842.27
BALTIMORE CITY CORRECTIONAL CENTER	2	2	\$1,441.31
MARYLAND CORRECTIONAL ADJSTMNT CNTR	1	1	\$143.50
MD RECPTN DIAGNOSTIC AND CLASS CNTR	4	4	\$1,924.09
METROPOLITAN TRANSITION CENTER	24	24	\$22,951.32
BALTIMORE REGION Totals:	31	31	\$26,460.22

	# of Trauma Cases	Trauma Cases	Amount Paid Against Trauma Cases
EASTERN CORRECTIONAL INST. ANNEX	1		\$1,520.36
EASTERN CORRECTIONAL INSTITUTION	4	4	\$3,529.64
EASTERN REGION Totals:	5	5	\$5,050.00
MD CORRECTIONAL INSTIT. HAGERSTOWN	5	5	\$5,968.44
MD CORRECTIONAL TRAINING CENTER	7	7	\$8,425.29
ROXBURY CORRECTIONAL INSTITUTION	3	3	\$3,140.37
HAGERSTOWN REGION Totals:	15	15	\$18,534.10
BROCKBRIDGE CORRECTIONAL FACILITY	6	6	\$5,469.33
CENTRAL LAUNDRY FACILITY	5	5	\$2,800.77
EASTERN PRE-RELEASE UNIT	3	3	\$908.87
HERMAN L. TOULSON CRT. BOOT CAMP	4	4	\$4,070.39
JESSUP CORRECTIONAL INSTITUTION	4	4	\$3,386.69
JESSUP PRE-RELEASE UNIT	5	5	\$5,004.81
MD CORRECTIONAL INSTIT. FOR WOMEN	5	5	\$5,932.50
MD CORRECTIONAL INSTIT. JESSUP	4	4	\$15,633.47
PATUXENT INSTITUTION	1	1	\$1,055.28
SOUTHERN MD PRE-RELEASE UNIT	2	2	\$0.00
JESSUP REGION Totals:	39	39	\$44,262.11
WESTERN CORRECTIONAL INSTITUTION	1	1	\$9.29
WESTERN REGION Totals:	1	1	\$9.29
SPORT/WORK RELATED Totals:	108	108	\$113,157.99
TRAUMA Totals:	558	560	\$660,580.10
SELF INFLICTED TRAUMA			
ASSAULT			
BALT CNTRL BOOKING & INTAKE CNTR	1	1	\$273.49
BALTIMORE JAILS Totals:	1	1	\$273.49
ASSAULT Totals:	1	1	\$273.49
CUTTING			
BALTIMORE CITY DETENTION CENTER	3	3	\$3,163.59
BALTIMORE JAILS Totals:	3	3	\$3,163.59
MARYLAND CORRECTIONAL ADJSTMNT CNTR	1	1	\$650.50
METROPOLITAN TRANSITION CENTER	2	2	\$2,027.01
BALTIMORE REGION Totals:	3	3	\$2,677.51
MD CORRECTIONAL INSTIT. HAGERSTOWN	1	1	\$1,690.53
HAGERSTOWN REGION Totals:	1	1	\$1,690.53
INTERSTATE COMPACT	1	1	\$2,159.69
INTERSTATE COMPACT Totals:	1	1	\$2,159.69
JESSUP CORRECTIONAL INSTITUTION	1	1	\$1,363.66
MD CORRECTIONAL INSTIT. FOR WOMEN	2	2	\$477.67
PATUXENT INSTITUTION	4	4	\$4,677.20
JESSUP REGION Totals:	7	7	\$6,518.53
WESTERN CORRECTIONAL INSTITUTION	1	1	\$1,025.38
WESTERN REGION Totals:	1	1	\$1,025.38
CUTTING Totals:	16	16	\$17,235.23
FB INSERTION			
BALT CNTRL BOOKING & INTAKE CNTR	1	1	\$349.53

BALTIMORE CITY	ENTION CENTER	# of Trauma Cases	Total Cases	Amount Paid Against Individual Cases
	BALTIMORE JAILS Totals:	1		\$524.89
		2	2	\$874.42
MD RECPTN DIAGNOSTIC AND CLASS CNTR		2	2	\$7,197.06
METROPOLITAN TRANSITION CENTER		5	5	\$5,764.05
BALTIMORE REGION Totals:		7	7	\$12,961.11
EASTERN CORRECTIONAL INSTITUTION		1	1	\$440.05
EASTERN REGION Totals:		1	1	\$440.05
JESSUP CORRECTIONAL INSTITUTION		1	1	\$0.00
JESSUP PRE-RELEASE UNIT		1	1	\$498.67
MD CORRECTIONAL INSTIT. JESSUP		1	1	\$101.67
PATUXENT INSTITUTION		1	1	\$280.00
JESSUP REGION Totals:		4	4	\$880.34
FB INSERTION Totals:		14	14	\$15,155.92
OVERDOSE				
BALT CNTRL BOOKING & INTAKE CNTR		11	11	\$7,246.60
BALTIMORE CITY DETENTION CENTER		10	10	\$6,553.67
WOMEN'S DETENTION CTR. UNIT BCDC		4	4	\$5,275.26
BALTIMORE JAILS Totals:		25	25	\$19,075.53
BALTIMORE PRE-RELEASE UNIT		1	1	\$1,769.69
MARYLAND CORRECTIONAL ADJUSTMNT CNTR		1	1	\$1,244.68
MD RECPTN DIAGNOSTIC AND CLASS CNTR		2	2	\$1,701.36
METROPOLITAN TRANSITION CENTER		4	4	\$6,222.48
BALTIMORE REGION Totals:		8	8	\$10,938.21
EASTERN CORRECTIONAL INSTITUTION		2	2	\$3,614.39
EASTERN REGION Totals:		2	2	\$3,614.39
MD CORRECTIONAL INSTIT. HAGERSTOWN		3	3	\$3,892.69
MD CORRECTIONAL TRAINING CENTER		1	1	\$1,412.20
ROXBURY CORRECTIONAL INSTITUTION		3	3	\$4,969.17
HAGERSTOWN REGION Totals:		7	7	\$10,274.06
JESSUP CORRECTIONAL INSTITUTION		3	3	\$2,364.85
JESSUP PRE-RELEASE UNIT		1	1	\$1,296.06
MD CORRECTIONAL INSTIT. JESSUP		1	1	\$1,237.97
JESSUP REGION Totals:		5	5	\$4,898.88
OVERDOSE Totals:		47	47	\$48,801.07
SELF INFLICTED				
METROPOLITAN TRANSITION CENTER		1	1	\$1,178.00
BALTIMORE REGION Totals:		1	1	\$1,178.00
SELF INFLICTED Totals:		1	1	\$1,178.00
SUICIDE/ATTEMPT				
BALT CNTRL BOOKING & INTAKE CNTR		3	3	\$1,889.11
BALTIMORE CITY DETENTION CENTER		5	5	\$13,142.35
WOMEN'S DETENTION CTR. UNIT BCDC		1	1	\$1,868.68
BALTIMORE JAILS Totals:		9	9	\$16,900.14
MD RECPTN DIAGNOSTIC AND CLASS CNTR		1	1	\$0.00
BALTIMORE REGION Totals:		1	1	\$0.00

INPATIENT	View Days	View Days	View Days
TRAUMA			
ASSAULT			
BALT CNTRL BOOKING & INTAKE CNTR	20	92	\$225,864.81
BALTIMORE CITY DETENTION CENTER	32	90	\$348,099.02
WOMEN'S DETENTION CTR. UNIT BCDC	2	2	\$6,040.69
BALTIMORE JAILS Totals:	54	184	\$580,004.52
HOME DETENTION UNIT	1	9	\$72,790.63
MD RECPTN DIAGNOSTIC AND CLASS CNTR	2	4	\$12,978.56
METROPOLITAN TRANSITION CENTER	15	48	\$198,291.61
BALTIMORE REGION Totals:	18	61	\$284,060.80
EASTERN CORRECTIONAL INSTITUTION	7	43	\$123,242.98
EASTERN REGION Totals:	7	43	\$123,242.98
MD CORRECTIONAL INSTIT. HAGERSTOWN	3	36	\$80,189.46
MD CORRECTIONAL TRAINING CENTER	4	15	\$95,389.46
ROXBURY CORRECTIONAL INSTITUTION	11	42	\$103,374.91
HAGERSTOWN REGION Totals:	18	93	\$278,953.83
BROCKBRIDGE CORRECTIONAL FACILITY	4	8	\$27,246.09
HERMAN L. TOULSON CRT. BOOT CAMP	1	1	\$8,177.64
JESSUP CORRECTIONAL INSTITUTION	14	63	\$288,953.53
MD CORRECTIONAL INSTIT. FOR WOMEN	1	1	\$2,933.94
MD CORRECTIONAL INSTIT. JESSUP	4	4	\$20,306.52
SOUTHERN MD PRERELEASE UNIT	1	3	\$9,295.07
JESSUP REGION Totals:	25	80	\$356,912.79
WESTERN CORRECTIONAL INSTITUTION	2	18	\$12,032.02
WESTERN REGION Totals:	2	18	\$12,032.02
ASSAULT Totals:	124	479	\$1,635,206.94
FALLS			
BALT CNTRL BOOKING & INTAKE CNTR	10	26	\$96,573.23
BALTIMORE CITY DETENTION CENTER	2	5	\$7,261.47
WOMEN'S DETENTION CTR. UNIT BCDC	3	10	\$24,571.61
BALTIMORE JAILS Totals:	15	41	\$128,406.31
BALTIMORE CITY CORRECTIONAL CENTER	1	3	\$10,042.54
MARYLAND CORRECTIONAL ADJSTMNT CNTR	1	1	\$5,193.20
METROPOLITAN TRANSITION CENTER	5	30	\$85,472.08
BALTIMORE REGION Totals:	7	34	\$100,707.82
EASTERN CORRECTIONAL INSTITUTION	1	2	\$7,305.15
EASTERN REGION Totals:	1	2	\$7,305.15
MD CORRECTIONAL INSTIT. HAGERSTOWN	2	12	\$36,850.79
MD CORRECTIONAL TRAINING CENTER	2	5	\$19,044.13
ROXBURY CORRECTIONAL INSTITUTION	2	5	\$11,933.08
HAGERSTOWN REGION Totals:	6	22	\$67,828.00
BROCKBRIDGE CORRECTIONAL FACILITY	1	1	\$2,921.06
HERMAN L. TOULSON CRT. BOOT CAMP	1	4	\$47,705.73
JESSUP CORRECTIONAL INSTITUTION	4	26	\$80,289.34

	# of Trauma Cases	# of Trauma Days	Total Days	Amount Paid Against Trauma Cases
MD CORRECTIO NSTIT. FOR WOMEN	1	3	3	\$3,324.03
PATUXENT INSTITUTION	1	6	6	\$72,665.97
JESSUP REGION Totals:	8	40	40	\$206,906.13
NORTH BRANCH CORRECTIONAL INSTIT.	1	3	3	\$5,201.57
WESTERN CORRECTIONAL INSTITUTION	1	1	1	\$4,983.27
WESTERN REGION Totals:	2	4	4	\$10,184.84
FALLS Totals:	39	143	143	\$521,338.25
OTHER				
BALT CNTRL BOOKING & INTAKE CNTR	1	2	2	\$6,241.64
BALTIMORE JAILS Totals:	1	2	2	\$6,241.64
OTHER Totals:	1	2	2	\$6,241.64
SPORT/WORK RELATED				
BALT CNTRL BOOKING & INTAKE CNTR	2	8	8	\$24,604.13
BALTIMORE CITY DETENTION CENTER	1	1	1	\$0.00
BALTIMORE JAILS Totals:	3	9	9	\$24,604.13
BALTIMORE CITY CORRECTIONAL CENTER	3	19	19	\$9,050.20
MARYLAND CORRECTIONAL ADJSTMNT CNTR	1	2	2	\$10,748.51
BALTIMORE REGION Totals:	4	21	21	\$19,798.71
EASTERN CORRECTIONAL INSTITUTION	1	5	5	\$15,112.12
EASTERN REGION Totals:	1	5	5	\$15,112.12
MD CORRECTIONAL TRAINING CENTER	1	3	3	\$16,756.58
ROXBURY CORRECTIONAL INSTITUTION	1	2	2	\$10,763.37
HAGERSTOWN REGION Totals:	2	5	5	\$27,519.95
BROCKBRIDGE CORRECTIONAL FACILITY	1	1	1	\$198.10
CENTRAL LAUNDRY FACILITY	1	3	3	\$16,779.13
JESSUP CORRECTIONAL INSTITUTION	3	5	5	\$6,218.66
MD CORRECTIONAL INSTT. JESSUP	1	1	1	\$7,417.60
PATUXENT INSTITUTION	2	2	2	\$54,777.22
SOUTHERN MD PRERELEASE UNIT	1	3	3	\$12,933.97
JESSUP REGION Totals:	9	15	15	\$98,324.68
SPORT/WORK RELATED Totals:	19	55	55	\$185,359.59
TRAUMA Totals:	183	679	679	\$2,348,146.42
SELF INFLICTED TRAUMA CUTTING				
INTERSTATE COMPACT	1	8	8	\$751.98
INTERSTATE COMPACT Totals:	1	8	8	\$751.98
CUTTING Totals:	1	8	8	\$751.98
FB INSERTION				
WOMEN'S DETENTION CTR. UNIT BCDC	1	3	3	\$0.00
BALTIMORE JAILS Totals:	1	3	3	\$0.00
MD RECPTN DIAGNOSTIC AND CLASS CNTR	1	1	1	\$7,757.60
METROPOLITAN TRANSITION CENTER	4	9	9	\$30,592.36
BALTIMORE REGION Totals:	5	10	10	\$38,349.96
JESSUP CORRECTIONAL INSTITUTION	1	2	2	\$8,872.12
MD CORRECTIONAL INSTT. FOR WOMEN	1	2	2	\$10,020.29
PATUXENT INSTITUTION	3	6	6	\$13,614.00

	# of Trauma Cases	# of Trauma Days	Total Days	Amount Paid Against Trauma Cases
JESSUP REGION Totals:	5	10	0	\$32,506.41
FB INSERTION Totals:	11	23	23	\$70,856.37
OVERDOSE				
BALT CNTRL BOOKING & INTAKE CNTR	2	4	4	\$13,850.48
BALTIMORE CITY DETENTION CENTER	5	9	9	\$28,934.37
WOMEN'S DETENTION CTR. UNIT BCDC	2	8	8	\$5,428.64
BALTIMORE JAILS Totals:	9	21	21	\$48,213.49
MARYLAND CORRECTIONAL ADJUSTMNT CNTR	1	2	2	\$15,550.77
METROPOLITAN TRANSITION CENTER	1	1	1	\$0.00
BALTIMORE REGION Totals:	2	3	3	\$15,550.77
EASTERN CORRECTIONAL INSTITUTION	2	4	4	\$13,207.04
POPLAR HILL PRE-RELEASE UNIT	1	2	2	\$8,218.40
EASTERN REGION Totals:	3	6	6	\$21,425.44
MD CORRECTIONAL INSTIT. HAGERSTOWN	1	1	1	\$5,136.94
MD CORRECTIONAL TRAINING CENTER	3	7	7	\$18,292.48
HAGERSTOWN REGION Totals:	4	8	8	\$23,429.42
MD CORRECTIONAL INSTIT. FOR WOMEN	1	8	8	\$66,235.10
MD CORRECTIONAL INSTIT. JESSUP	1	2	2	\$3,549.39
JESSUP REGION Totals:	2	10	10	\$69,784.49
OVERDOSE Totals:	20	48	48	\$178,403.61
SUICIDE/ATTEMPT				
BALT CNTRL BOOKING & INTAKE CNTR	2	3	3	\$15,683.13
BALTIMORE JAILS Totals:	2	3	3	\$15,683.13
MD RECPTN DIAGNOSTIC AND CLASS CNTR	2	3	3	\$40,527.32
BALTIMORE REGION Totals:	2	3	3	\$40,527.32
MD CORRECTIONAL INSTIT. FOR WOMEN	2	20	20	\$80,002.89
PATUXENT INSTITUTION	1	1	1	\$1,834.00
JESSUP REGION Totals:	3	21	21	\$81,836.89
SUICIDE/ATTEMPT Totals:	7	27	27	\$138,047.34
SELF INFLICTED TRAUMA Totals:	39	106	106	\$388,059.30
INPATIENT Totals:	222	785	785	\$2,736,205.72
Grand Totals:	879	1,444	1,444	\$3,505,506.82

MEDICAL INFIRMARY SUMMARY

	Admissions	Net Infirmary	
		Days	Appropriate:

Region: BALTIMORE SERVICE DELIVERY AREA

BALT CNTRL BOOKING & INTAKE CNTR	1	1	1
BALTIMORE CITY CORRECTIONAL CENTER	145	2,727	145
BALTIMORE CITY DETENTION CENTER	19	200	19
BALTIMORE PRE-RELEASE UNIT	117	2,571	117
BALTIMORE PRERELEASE UNIT FOR WOMEN	2	6	2
EASTERN CORRECTIONAL INSTITUTION	1	8	1
HOME DETENTION UNIT	1	6	1
JESSUP CORRECTIONAL INSTITUTION	2	10	2
MARYLAND CORRECTIONAL ADJUSTMNT CNTR	2	32	2
MD CORRECTIONAL INSTIT. FOR WOMEN	16	769	16
MD CORRECTIONAL INSTIT. HAGERSTOWN	1	11	1
MD CORRECTIONAL TRAINING CENTER	3	12	3
MD RECPTN DIAGNOSTIC AND CLASS CNTR	1	13	1
METROPOLITAN TRANSITION CENTER	30	1,627	30
POPLAR HILL PRE-RELEASE UNIT	245	8,040	245
ROXBURY CORRECTIONAL INSTITUTION	1	4	1
WESTERN CORRECTIONAL INSTITUTION	2	34	2
WOMEN'S DETENTION CTR. UNIT BCDC	2	2	2
	345	4,042	345
Region Totals:	936	20,115	936

Region: EASTERN SERVICE DELIVERY AREA

EASTERN CORRECTIONAL INST. ANNEX	12	28	12
EASTERN CORRECTIONAL INSTITUTION	446	3,217	446
POPLAR HILL PRE-RELEASE UNIT	9	25	9
Region Totals:	467	3,270	467

Region: JESSUP SERVICE DELIVERY AREA

BALTIMORE PRERELEASE UNIT FOR WOMEN	7	48	7
BROCKBRIDGE CORRECTIONAL FACILITY	51	766	51
CENTRAL LAUNDRY FACILITY	36	353	36
EASTERN PRE-RELEASE UNIT	8	69	8
HERMAN L. TOULSON CRT. BOOT CAMP	9	102	9
JESSUP CORRECTIONAL INSTITUTION	177	4,858	177
JESSUP PRE-RELEASE UNIT	40	423	40
MARYLAND HOUSE OF CORRECTION	1	15	1
MD CORRECTIONAL INSTIT. FOR WOMEN	220	3,767	220
MD CORRECTIONAL INSTIT. JESSUP	52	613	52
METROPOLITAN TRANSITION CENTER	3	42	3
PATUXENT INSTITUTION	41	404	41
ROXBURY CORRECTIONAL INSTITUTION	1	7	1
SOUTHERN MD PRERELEASE UNIT	7	97	7
WOMEN'S DETENTION CTR. UNIT BCDC	1	14	1

	<u>Admissions</u>	<u>Net Days</u>	<u>Infirmary Appropriate:</u>
Region Totals:	654	11,578	654
Region: WESTERN SERVICE DELIVERY AREA			
EASTERN CORRECTIONAL INSTITUTION	1	1	1
MD CORRECTIONAL INSTIT. HAGERSTOWN	252	2,959	252
MD CORRECTIONAL TRAINING CENTER	146	866	146
NORTH BRANCH CORRECTIONAL INSTIT.	28	271	28
PATUXENT INSTITUTION	1	5	1
ROXBURY CORRECTIONAL INSTITUTION	89	633	89
WESTERN CORRECTIONAL INSTITUTION	104	3,276	104
Region Totals:	621	8,011	621
Grand Totals:	2,678	42,974	2,678

Maryland Infirmal and Summary

Region	Site	Start Date	End Date	Admissions	Days in period	Denied Days	Net Days For Period	Infirmary Appropriate	Infirmary Preventable
BALTIMORE SERVICE DELIVERY AREA	BALT CNTRL BOOKING & INTAKE CNTR	7/1/2008	7/31/2008	15	235	0	235	15	0
BALTIMORE SERVICE DELIVERY AREA	BALTIMORE CITY CORRECTIONAL CENTER	7/1/2008	7/31/2008	4	15	0	15	4	0
BALTIMORE SERVICE DELIVERY AREA	BALTIMORE CITY DETENTION CENTER	7/1/2008	7/31/2008	9	164	0	164	9	0
BALTIMORE SERVICE DELIVERY AREA	BALTIMORE PRERELEASE UNIT FOR WOMEN	7/1/2008	7/31/2008	1	8	0	8	1	0
BALTIMORE SERVICE DELIVERY AREA	MARYLAND CORRECTIONAL ADJUSTMNT CNTR	7/1/2008	7/31/2008	2	83	0	83	2	0
BALTIMORE SERVICE DELIVERY AREA	MD RECPTN DIAGNOSTIC AND CLASS CNTR	7/1/2008	7/31/2008	6	194	0	194	6	0
BALTIMORE SERVICE DELIVERY AREA	METROPOLITAN TRANSITION CENTER	7/1/2008	7/31/2008	26	663	0	663	26	0
BALTIMORE SERVICE DELIVERY AREA	WOMEN'S DETENTION CTR. UNIT BCDC	7/1/2008	7/31/2008	17	250	0	250	17	0
	BALTIMORE SERVICE DELIVERY AREA SUBTOTALS:			80	1,612	0	1,612	80	0
EASTERN SERVICE DELIVERY AREA	EASTERN CORRECTIONAL INST. ANNEX	7/1/2008	7/31/2008	1	1	0	1	1	0
EASTERN SERVICE DELIVERY AREA	EASTERN CORRECTIONAL INSTITUTION	7/1/2008	7/31/2008	28	320	0	320	28	0
EASTERN SERVICE DELIVERY AREA	MARYLAND HOUSE OF CORRECTION	7/1/2008	7/31/2008	0	31	0	31	0	0
EASTERN SERVICE DELIVERY AREA	POPLAR HILL PRE-RELEASE UNIT	7/1/2008	7/31/2008	3	6	0	6	3	0
	EASTERN SERVICE DELIVERY AREA SUBTOTALS:			32	358	0	358	32	0
JESSUP SERVICE DELIVERY AREA	BROCKBRIDGE CORRECTIONAL FACILITY	7/1/2008	7/31/2008	5	41	0	41	5	0
JESSUP SERVICE DELIVERY AREA	CENTRAL LAUNDRY FACILITY	7/1/2008	7/31/2008	2	10	0	10	2	0
JESSUP SERVICE DELIVERY AREA	EASTERN PRE-RELEASE UNIT	7/1/2008	7/31/2008	1	14	0	14	1	0
JESSUP SERVICE DELIVERY AREA	JESSUP CORRECTIONAL INSTITUTION	7/1/2008	7/31/2008	19	439	0	439	19	0
JESSUP SERVICE DELIVERY AREA	JESSUP PRE-RELEASE UNIT	7/1/2008	7/31/2008	3	18	0	18	3	0
JESSUP SERVICE DELIVERY AREA	MARYLAND HOUSE OF CORRECTION	7/1/2008	7/31/2008	0	10	0	10	0	0
JESSUP SERVICE DELIVERY AREA	MD CORRECTIONAL INSTIT. FOR WOMEN	7/1/2008	7/31/2008	10	325	0	325	10	0
JESSUP SERVICE DELIVERY AREA	MD CORRECTIONAL INSTIT. JESSUP	7/1/2008	7/31/2008	9	149	0	149	9	0
JESSUP SERVICE DELIVERY AREA	PATUXENT INSTITUTION	7/1/2008	7/31/2008	3	45	0	45	3	0
JESSUP SERVICE DELIVERY AREA	SOUTHERN MD PRERELEASE UNIT	7/1/2008	7/31/2008	0	22	0	22	0	0
	JESSUP SERVICE DELIVERY AREA SUBTOTALS:			52	1,073	0	1,073	52	0
WESTERN SERVICE DELIVERY AREA	MD CORRECTIONAL INSTIT. HAGERSTOWN	7/1/2008	7/31/2008	22	266	0	266	22	0
WESTERN SERVICE DELIVERY AREA	MD CORRECTIONAL TRAINING CENTER	7/1/2008	7/31/2008	4	44	0	44	4	0
WESTERN SERVICE DELIVERY AREA	NORTH BRANCH CORRECTIONAL INSTIT.	7/1/2008	7/31/2008	0	31	0	31	0	0
WESTERN SERVICE DELIVERY AREA	ROXBURY CORRECTIONAL INSTITUTION	7/1/2008	7/31/2008	3	29	0	29	3	0
WESTERN SERVICE DELIVERY AREA	WESTERN CORRECTIONAL INSTITUTION	7/1/2008	7/31/2008	8	233	0	233	8	0
	WESTERN SERVICE DELIVERY AREA SUBTOTALS:			37	603	0	603	37	0
	GRAND TOTALS:			201	3,646	0	3,646	201	0

Region: BALTIMORE SERVICE DELIVERY AREA

	<u>Admissions</u>	<u>Net Days</u>	<u>Infirmiry Appropriate</u>
BALT CNTRL BOOKING & INTAKE CNTR	20	258	20
BALTIMORE CITY CORRECTIONAL CENTER	2	18	2
BALTIMORE CITY DETENTION CENTER	16	142	16
BALTIMORE PRE-RELEASE UNIT	1	3	1
MARYLAND CORRECTIONAL ADJSTMNT CNTR	2	43	2
MD RECPTN DIAGNOSTIC AND CLASS CNTR	9	195	9
METROPOLITAN TRANSITION CENTER	52	737	52
POPLAR HILL PRE-RELEASE UNIT	1	4	1
WOMEN'S DETENTION CTR. UNIT BCDC	41	489	41
Region Totals:	144	1,889	144

Summary for BALTIMORE SERVICE DELIVERY AREA

Region: EASTERN SERVICE DELIVERY AREA

	<u>Admissions</u>	<u>Net Days</u>	<u>Infirmiry Appropriate</u>
EASTERN CORRECTIONAL INST. ANNEX	2	7	2
EASTERN CORRECTIONAL INSTITUTION	34	354	34
POPLAR HILL PRE-RELEASE UNIT	1	5	1
Region Totals:	37	366	37

Summary for EASTERN SERVICE DELIVERY AREA

Region: JESSUP SERVICE DELIVERY AREA

	<u>Admissions</u>	<u>Net Days</u>	<u>Infirmiry Appropriate</u>
BROCKBRIDGE CORRECTIONAL FACILITY	12	63	12
CENTRAL LAUNDRY FACILITY	2	3	2
EASTERN PRE-RELEASE UNIT	1	17	1
HERMAN L. TOULSON CRT. BOOT CAMP	1	4	1
JESSUP CORRECTIONAL INSTITUTION	19	307	19
JESSUP PRE-RELEASE UNIT	7	50	7
MARYLAND HOUSE OF CORRECTION	1	5	1
MD CORRECTIONAL INSTIT. FOR WOMEN	34	336	34
MD CORRECTIONAL INSTIT. JESSUP	9	87	9
METROPOLITAN TRANSITION CENTER	2	5	2
PATUXENT INSTITUTION	4	46	4
Region Totals:	92	923	92

Summary for JESSUP SERVICE DELIVERY AREA

Region: WESTERN SERVICE DELIVERY AREA

	<u>Admissions</u>	<u>Net Days</u>	<u>Infirmiry Appropriate</u>
MD CORRECTIONAL INSTIT. HAGERSTOWN	22	164	22
MD CORRECTIONAL TRAINING CENTER	11	49	11
NORTH BRANCH CORRECTIONAL INSTIT.	2	33	2
ROXBURY CORRECTIONAL INSTITUTION	6	47	6
WESTERN CORRECTIONAL INSTITUTION	15	265	15
Region Totals:	56	558	56
Grand Totals:	329	3,736	329

Summary for WESTERN SERVICE DELIVERY AREA

Grand Totals:

Region: BALTIMORE SERVICE DELIVERY AREA

	Admissions	Net Days	Infirmiry Appropriate:
BALT CNTRL BOOKING & INTAKE CNTR	7	251	7
BALTIMORE CITY DETENTION CENTER	13	498	13
MARYLAND CORRECTIONAL ADJSTMNT CNTR	1	31	1
MD RECPTN DIAGNOSTIC AND CLASS CNTR	2	124	2
METROPOLITAN TRANSITION CENTER	18	815	18
WOMEN'S DETENTION CTR. UNIT BCDC	31	459	31
Summary for BALTIMORE SERVICE DELIVERY AREA	72	2,178	72

Region Totals:

Region: EASTERN SERVICE DELIVERY AREA

EASTERN CORRECTIONAL INST. ANNEX	1	4	1
EASTERN CORRECTIONAL INSTITUTION	31	362	31
Summary for EASTERN SERVICE DELIVERY AREA	32	366	32

Region Totals:

Region: JESSUP SERVICE DELIVERY AREA

BALTIMORE PRERELEASE UNIT FOR WOMEN	1	2	1
BROCKBRIDGE CORRECTIONAL FACILITY	6	53	6
CENTRAL LAUNDRY FACILITY	3	34	3
HERMAN L. TOULSON CRT. BOOT CAMP	2	10	2
JESSUP CORRECTIONAL INSTITUTION	10	422	10
JESSUP PRE-RELEASE UNIT	6	66	6
MD CORRECTIONAL INSTIT. FOR WOMEN	21	439	21
MD CORRECTIONAL INSTIT. JESSUP	3	16	3
METROPOLITAN TRANSITION CENTER	0	11	0
PATUXENT INSTITUTION	4	51	4
Summary for JESSUP SERVICE DELIVERY AREA	56	1,104	5

Region Totals:

Region: WESTERN SERVICE DELIVERY AREA

MD CORRECTIONAL INSTIT. HAGERSTOWN	16	177	16
MD CORRECTIONAL TRAINING CENTER	9	51	9
NORTH BRANCH CORRECTIONAL INSTIT.	0	36	0
PATUXENT INSTITUTION	1	5	1
ROXBURY CORRECTIONAL INSTITUTION	5	25	5
WESTERN CORRECTIONAL INSTITUTION	5	196	5
Summary for WESTERN SERVICE DELIVERY AREA	36	490	36

Region Totals:

Grand Totals:

196

4,138

196

	<u>Admissions</u>	<u>Net Days</u>	<u>Infirmiry Appropriate:</u>
Region: BALTIMORE SERVICE DELIVERY AREA			
BALT CNTRL BOOKING & INTAKE CNTR	12	239	12
BALTIMORE CITY CORRECTIONAL CENTER	1	5	1
BALTIMORE CITY DETENTION CENTER	7	231	7
MARYLAND CORRECTIONAL ADJSTMNT CNTR	0	31	0
MD RECPTN DIAGNOSTIC AND CLASS CNTR	0	94	0
METROPOLITAN TRANSITION CENTER	24	862	24
WOMEN'S DETENTION CTR. UNIT BCDC	22	449	22
Summary for BALTIMORE SERVICE DELIVERY AREA	66	1,911	66
Region Totals:			
Region Totals: 66 1,911 66			
Region: EASTERN SERVICE DELIVERY AREA			
EASTERN CORRECTIONAL INST. ANNEX	1	1	1
EASTERN CORRECTIONAL INSTITUTION	29	297	29
POPLAR HILL PRE-RELEASE UNIT	4	11	4
Summary for EASTERN SERVICE DELIVERY AREA	34	309	34
Region Totals:			
Region Totals: 34 309 34			
Region: JESSUP SERVICE DELIVERY AREA			
BALTIMORE PRERELEASE UNIT FOR WOMEN	3	32	3
BROCKBRIDGE CORRECTIONAL FACILITY	8	97	8
CENTRAL LAUNDRY FACILITY	2	46	2
HERMAN L. TOULSON CRT. BOOT CAMP	0	5	0
JESSUP CORRECTIONAL INSTITUTION	9	342	9
JESSUP PRE-RELEASE UNIT	3	109	3
MD CORRECTIONAL INSTIT. FOR WOMEN	15	262	15
MD CORRECTIONAL INSTIT. JESSUP	8	71	8
PATUXENT INSTITUTION	2	41	2
SOUTHERN MD PRERELEASE UNIT	5	42	5
Summary for JESSUP SERVICE DELIVERY AREA	55	1,047	55
Region Totals:			
Region Totals: 55 1,047 55			
Region: WESTERN SERVICE DELIVERY AREA			
MD CORRECTIONAL INSTIT. HAGERSTOWN	32	360	32
MD CORRECTIONAL TRAINING CENTER	12	50	12
NORTH BRANCH CORRECTIONAL INSTIT.	2	11	2
ROXBURY CORRECTIONAL INSTITUTION	8	95	8
WESTERN CORRECTIONAL INSTITUTION	7	253	7
Summary for WESTERN SERVICE DELIVERY AREA	61	769	61
Region Totals:			
Region Totals: 61 769 61			
Grand Totals:			
Grand Totals: 216 4,036 216			

	<u>Admissions</u>	<u>Net Days</u>	<u>Infirmiry Appropriate:</u>
Region: BALTIMORE SERVICE DELIVERY AREA			
BALT CNTRL BOOKING & INTAKE CNTR	7	284	7
BALTIMORE CITY CORRECTIONAL CENTER	1	16	1
BALTIMORE CITY DETENTION CENTER	10	291	10
MARYLAND CORRECTIONAL ADJSTMNT CNTR	0	30	0
MD RECPTN DIAGNOSTIC AND CLASS CNTR	3	158	3
METROPOLITAN TRANSITION CENTER	15	877	15
WOMEN'S DETENTION CTR. UNIT BCDC	18	346	18
Summary for BALTIMORE SERVICE DELIVERY AREA	54	2,002	54
Region: EASTERN SERVICE DELIVERY AREA			
EASTERN CORRECTIONAL INST. ANNEX	2	13	2
EASTERN CORRECTIONAL INSTITUTION	19	344	19
Summary for EASTERN SERVICE DELIVERY AREA	21	357	21
Region: JESSUP SERVICE DELIVERY AREA			
BROCKBRIDGE CORRECTIONAL FACILITY	3	111	3
CENTRAL LAUNDRY FACILITY	1	43	1
JESSUP CORRECTIONAL INSTITUTION	9	356	9
JESSUP PRE-RELEASE UNIT	3	118	3
MD CORRECTIONAL INSTIT. FOR WOMEN	19	338	19
MD CORRECTIONAL INSTIT. JESSUP	4	127	4
METROPOLITAN TRANSITION CENTER	1	12	1
PATUXENT INSTITUTION	3	69	3
SOUTHERN MD PRERELEASE UNIT	0	30	0
Summary for JESSUP SERVICE DELIVERY AREA	43	1,204	43
Region: WESTERN SERVICE DELIVERY AREA			
MD CORRECTIONAL INSTIT. HAGERSTOWN	15	444	15
MD CORRECTIONAL TRAINING CENTER	16	143	16
NORTH BRANCH CORRECTIONAL INSTIT.	1	1	1
ROXBURY CORRECTIONAL INSTITUTION	7	141	7
WESTERN CORRECTIONAL INSTITUTION	2	317	2
Summary for WESTERN SERVICE DELIVERY AREA	41	1,046	41
Grand Totals:	159	4,609	159

Region: BALTIMORE SERVICE DELIVERY AREA

	<u>Admissions</u>	<u>Net Days</u>	<u>Infirmiry Appropriate:</u>
BALT CNTRL BOOKING & INTAKE CNTR	7	252	7
BALTIMORE CITY CORRECTIONAL CENTER	1	1	1
BALTIMORE CITY DETENTION CENTER	9	151	9
MARYLAND CORRECTIONAL ADJSTMNT CNTR	3	55	3
MD RECPTN DIAGNOSTIC AND CLASS CNTR	3	142	3
METROPOLITAN TRANSITION CENTER	15	664	15
WOMEN'S DETENTION CTR. UNIT BCDC	27	295	27
Summary for BALTIMORE SERVICE DELIVERY AREA	65	1,560	65

Region Totals:

Region: EASTERN SERVICE DELIVERY AREA

EASTERN CORRECTIONAL INST. ANNEX	1	1	1
EASTERN CORRECTIONAL INSTITUTION	35	208	35
Summary for EASTERN SERVICE DELIVERY AREA	36	209	36

Region Totals:

Region: JESSUP SERVICE DELIVERY AREA

BROCKBRIDGE CORRECTIONAL FACILITY	3	96	3
CENTRAL LAUNDRY FACILITY	2	40	2
EASTERN PRE-RELEASE UNIT	2	21	2
HERMAN L. TOULSON CRT. BOOT CAMP	1	5	1
JESSUP CORRECTIONAL INSTITUTION	12	397	12
JESSUP PRE-RELEASE UNIT	1	44	1
MD CORRECTIONAL INSTIT. FOR WOMEN	23	359	23
MD CORRECTIONAL INSTIT. JESSUP	6	73	6
PATUXENT INSTITUTION	1	8	1
SOUTHERN MD PRERELEASE UNIT	1	5	1
Summary for JESSUP SERVICE DELIVERY AREA	52	1,048	52

Region Totals:

Region: WESTERN SERVICE DELIVERY AREA

MD CORRECTIONAL INSTIT. HAGERSTOWN	20	208	20
MD CORRECTIONAL TRAINING CENTER	17	85	17
NORTH BRANCH CORRECTIONAL INSTIT.	2	8	2
ROXBURY CORRECTIONAL INSTITUTION	5	42	5
WESTERN CORRECTIONAL INSTITUTION	10	269	10
Summary for WESTERN SERVICE DELIVERY AREA	54	612	54

Region Totals:

Grand Totals: 207 3,429 207

Region: BALTIMORE SERVICE DELIVERY AREA

	<u>Admissions</u>	<u>Net Days</u>	<u>Infirmiry Appropriate:</u>
BALT CNTRL BOOKING & INTAKE CNTR	7	243	7
BALTIMORE CITY CORRECTIONAL CENTER	2	29	2
BALTIMORE CITY DETENTION CENTER	6	178	6
HOME DETENTION UNIT	1	4	1
MARYLAND CORRECTIONAL ADJSTMNT CNTR	0	52	0
MD RECPTN DIAGNOSTIC AND CLASS CNTR	3	138	3
METROPOLITAN TRANSITION CENTER	14	589	14
WOMEN'S DETENTION CTR. UNIT BCDC	19	301	19
Summary for BALTIMORE SERVICE DELIVERY AREA	52	1,534	52

Region Totals:

Region: EASTERN SERVICE DELIVERY AREA

EASTERN CORRECTIONAL INSTITUTION	20	200	20
Summary for EASTERN SERVICE DELIVERY AREA	20	200	20

Region Totals:

Region: JESSUP SERVICE DELIVERY AREA

BROCKBRIDGE CORRECTIONAL FACILITY	1	108	1
CENTRAL LAUNDRY FACILITY	4	22	4
EASTERN PRE-RELEASE UNIT	1	8	1
HERMAN L. TOULSON CRT. BOOT CAMP	1	16	1
JESSUP CORRECTIONAL INSTITUTION	12	368	12
JESSUP PRE-RELEASE UNIT	1	11	1
MD CORRECTIONAL INSTIT. FOR WOMEN	19	371	19
MD CORRECTIONAL INSTIT. JESSUP	2	14	2
PATUXENT INSTITUTION	3	35	3
Summary for JESSUP SERVICE DELIVERY AREA	44	953	44

Region Totals:

Region: WESTERN SERVICE DELIVERY AREA

JESSUP CORRECTIONAL INSTITUTION	0	10	0
MD CORRECTIONAL INSTIT. HAGERSTOWN	1	2	1
MD CORRECTIONAL TRAINING CENTER	16	283	16
NORTH BRANCH CORRECTIONAL INST.	4	65	4
ROXBURY CORRECTIONAL INSTITUTION	2	4	2
WESTERN CORRECTIONAL INSTITUTION	5	13	5
Summary for WESTERN SERVICE DELIVERY AREA	9	291	9

Region Totals:

Grand Totals:

153	3,355	153
-----	-------	-----

Region: BALTIMORE SERVICE DELIVERY AREA

	<u>Admissions</u>	<u>Net Days</u>	<u>Infirmiry Appropriate</u>
BALT CNTRL BOOKING & INTAKE CNTR	6	180	6
BALTIMORE CITY CORRECTIONAL CENTER	2	45	2
BALTIMORE CITY DETENTION CENTER	6	247	6
HOME DETENTION UNIT	0	4	0
MARYLAND CORRECTIONAL ADJSTMNT CNTR	2	49	2
MD RECTPN DIAGNOSTIC AND CLASS CNTR	1	127	1
METROPOLITAN TRANSITION CENTER	13	668	13
ROXBURY CORRECTIONAL INSTITUTION	1	16	1
WOMEN'S DETENTION CTR. UNIT BCDC	21	218	21
Region Totals:	52	1,554	52

Region: EASTERN SERVICE DELIVERY AREA

EASTERN CORRECTIONAL INSTITUTION	43	304	43
Region Totals:	43	304	43

Region: JESSUP SERVICE DELIVERY AREA

BROCKBRIDGE CORRECTIONAL FACILITY	1	5	1
CENTRAL LAUNDRY FACILITY	1	70	1
HERMAN L. TOULSON CRT. BOOT CAMP	6	66	6
JESSUP CORRECTIONAL INSTITUTION	0	28	0
JESSUP PRE-RELEASE UNIT	15	478	15
MD CORRECTIONAL INSTIT. FOR WOMEN	4	12	4
MD CORRECTIONAL INSTIT. JESSUP	15	241	15
PATUXENT INSTITUTION	2	40	2
SOUTHERN MD PRERELEASE UNIT	4	82	4
Region Totals:	49	1,024	49

Region: WESTERN SERVICE DELIVERY AREA

MARYLAND HOUSE OF CORRECTION	1	1	1
MD CORRECTIONAL INSTIT. HAGERSTOWN	23	264	23
MD CORRECTIONAL TRAINING CENTER	8	65	8
NORTH BRANCH CORRECTIONAL INSTIT.	2	4	2
ROXBURY CORRECTIONAL INSTITUTION	8	27	8
WESTERN CORRECTIONAL INSTITUTION	4	269	4
Region Totals:	46	630	46
Grand Totals:	190	3,512	190

	Admissions	Net Days	Infirmiry Appropriate:
--	------------	----------	------------------------

Region: BALTIMORE SERVICE DELIVERY AREA

BALT CNTRL BOOKING & INTAKE CNTR	13	229	13
BALTIMORE CITY DETENTION CENTER	7	199	7
MARYLAND CORRECTIONAL ADJSTMNT CNTR	0	93	0
MD RECPTN DIAGNOSTIC AND CLASS CNTR	2	153	2
METROPOLITAN TRANSITION CENTER	15	532	15
WOMEN'S DETENTION CTR. UNIT BCDC	32	358	32
Region Totals:	69	1,564	69

Region: EASTERN SERVICE DELIVERY AREA

EASTERN CORRECTIONAL INSTITUTION	41	246	41
Region Totals:	41	246	41

Region: JESSUP SERVICE DELIVERY AREA

BROCKBRIDGE CORRECTIONAL FACILITY	1	33	1
CENTRAL LAUNDRY FACILITY	1	13	1
HERMAN L. TOULSON CRT. BOOT CAMP	1	21	1
JESSUP CORRECTIONAL INSTITUTION	21	562	21
JESSUP PRE-RELEASE UNIT	1	15	1
MD CORRECTIONAL INSTIT. FOR WOMEN	12	266	12
MD CORRECTIONAL INSTIT. JESSUP	1	4	1
PATUXENT INSTITUTION	3	9	3
Region Totals:	41	923	41

Region: WESTERN SERVICE DELIVERY AREA

MD CORRECTIONAL INSTIT. HAGERSTOWN	19	229	19
MD CORRECTIONAL TRAINING CENTER	18	98	18
NORTH BRANCH CORRECTIONAL INSTIT.	5	25	5
ROXBURY CORRECTIONAL INSTITUTION	5	57	5
WESTERN CORRECTIONAL INSTITUTION	6	248	6
Region Totals:	53	657	53
Grand Totals:	204	3,390	204

	Admissions	Net Days	Infirmiry Appropriate:
Region: BALTIMORE SERVICE DELIVERY AREA			
BALT CNTRL BOOKING & INTAKE CNTR	12	208	12
BALTIMORE CITY CORRECTIONAL CENTER	3	25	3
BALTIMORE CITY DETENTION CENTER	9	171	9
BALTIMORE PRE-RELEASE UNIT	1	4	1
EASTERN CORRECTIONAL INSTITUTION	1	7	1
MARYLAND CORRECTIONAL ADJSTMNT CNTR	1	72	1
MD CORRECTIONAL INSTIT. HAGERSTOWN	2	9	2
MD CORRECTIONAL TRAINING CENTER	1	2	1
MD RECPTN DIAGNOSTIC AND CLASS CNTR	3	116	3
METROPOLITAN TRANSITION CENTER	17	572	17
PATUXENT INSTITUTION	1	3	1
WOMEN'S DETENTION CTR. UNIT BCDC	30	275	30
Region Totals:	81	1,464	81

Region: EASTERN SERVICE DELIVERY AREA			
EASTERN CORRECTIONAL INST. ANNEX	1	2	1
EASTERN CORRECTIONAL INSTITUTION	2	5	2
	37	320	37
Region Totals:	40	327	40

Region: JESSUP SERVICE DELIVERY AREA			
BALTIMORE PRERELEASE UNIT FOR WOMEN	2	13	2
BROCKBRIDGE CORRECTIONAL FACILITY	4	39	4
CENTRAL LAUNDRY FACILITY	1	1	1
EASTERN PRE-RELEASE UNIT	3	5	3
HERMAN L. TOULSON CRT. BOOT CAMP	2	2	2
JESSUP CORRECTIONAL INSTITUTION	19	529	19
JESSUP PRE-RELEASE UNIT	6	17	6
MD CORRECTIONAL INSTIT. FOR WOMEN	19	282	19
MD CORRECTIONAL INSTIT. JESSUP	5	36	5
PATUXENT INSTITUTION	1	3	1
ROXBURY CORRECTIONAL INSTITUTION	1	3	1
WOMEN'S DETENTION CTR. UNIT BCDC	1	14	1
Region Totals:	64	944	64

Region: WESTERN SERVICE DELIVERY AREA			
MD CORRECTIONAL INSTIT. HAGERSTOWN	19	233	19
MD CORRECTIONAL TRAINING CENTER	14	113	14
NORTH BRANCH CORRECTIONAL INSTIT.	2	34	2
ROXBURY CORRECTIONAL INSTITUTION	10	43	10
WESTERN CORRECTIONAL INSTITUTION	13	362	13
Region Totals:	58	785	58
Grand Totals:	243	3,520	243

Region: BALTIMORE SERVICE DELIVERY AREA

	<u>Admissions</u>	<u>Net Days</u>	<u>Infirmiry Appropriate</u>
BALT CNTRL BOOKING & INTAKE CNTR	16	224	16
BALTIMORE CITY CORRECTIONAL CENTER	0	31	0
BALTIMORE CITY DETENTION CENTER	14	286	14
EASTERN CORRECTIONAL INSTITUTION	1	6	1
MARYLAND CORRECTIONAL ADJSTMNT CNTR	4	107	4
MD RECPN DIAGNOSTIC AND CLASS CNTR	2	115	2
METROPOLITAN TRANSITION CENTER	20	557	20
WOMEN'S DETENTION CTR. UNIT BCDC	31	410	31
Region Totals:	88	1,736	88

Region: EASTERN SERVICE DELIVERY AREA

EASTERN CORRECTIONAL INST. ANNEX	1	1	1
EASTERN CORRECTIONAL INSTITUTION	46	296	46
Region Totals:	47	297	47

Region: JESSUP SERVICE DELIVERY AREA

BALTIMORE PRERELEASE UNIT FOR WOMEN	0	0	0
BROCKBRIDGE CORRECTIONAL FACILITY	4	23	4
CENTRAL LAUNDRY FACILITY	5	37	5
EASTERN CORRECTIONAL INSTITUTION	1	7	1
JESSUP CORRECTIONAL INSTITUTION	12	420	12
JESSUP PRE-RELEASE UNIT	3	11	3
MD CORRECTIONAL INSTT. FOR WOMEN	18	327	18
MD CORRECTIONAL INSTT. JESSUP	6	55	6
PATUXENT INSTITUTION	8	46	8
ROXBURY CORRECTIONAL INSTITUTION	0	4	0
WOMEN'S DETENTION CTR. UNIT BCDC	0	0	0
Region Totals:	57	930	57

Region: WESTERN SERVICE DELIVERY AREA

MARYLAND CORRECTIONAL ADJSTMNT CNTR	1	2	1
MD CORRECTIONAL INSTT. HAGERSTOWN	21	275	21
MD CORRECTIONAL TRAINING CENTER	8	92	8
NORTH BRANCH CORRECTIONAL INSTIT.	2	40	2
ROXBURY CORRECTIONAL INSTITUTION	9	53	9
WESTERN CORRECTIONAL INSTITUTION	16	379	16
Region Totals:	57	841	57
Grand Totals:	249	3,804	249

	Admissions	Net Days	Infirmiry Appropriate:
--	------------	----------	------------------------

Region: BALTIMORE SERVICE DELIVERY AREA

BALT CNTRL BOOKING & INTAKE CNTR	23	233	23
BALTIMORE CITY CORRECTIONAL CENTER	3	33	3
BALTIMORE CITY DETENTION CENTER	8	229	8
MARYLAND CORRECTIONAL ADJUSTMNT CNTR	1	125	1
MD RECPTN DIAGNOSTIC AND CLASS CNTR	1	101	1
METROPOLITAN TRANSITION CENTER	19	610	19
WESTERN CORRECTIONAL INSTITUTION	1	1	1
WOMEN'S DETENTION CTR. UNIT BCDC	49	431	49
Region Totals:	105	1,763	105

Region: EASTERN SERVICE DELIVERY AREA

EASTERN CORRECTIONAL INST. ANNEX	1	2	1
EASTERN CORRECTIONAL INSTITUTION	54	271	54
POPLAR HILL PRE-RELEASE UNIT	1	2	1
Region Totals:	56	275	56

Region: JESSUP SERVICE DELIVERY AREA

BALTIMORE PRERELEASE UNIT FOR WOMEN	1	7	1
BROCKBRIDGE CORRECTIONAL FACILITY	6	45	6
CENTRAL LAUNDRY FACILITY	5	37	5
EASTERN PRE-RELEASE UNIT	1	4	1
JESSUP CORRECTIONAL INSTITUTION	23	454	23
JESSUP PRE-RELEASE UNIT	2	6	2
MD CORRECTIONAL INSTIT. FOR WOMEN	15	251	15
MD CORRECTIONAL INSTIT. JESSUP	3	27	3
PATUXENT INSTITUTION	4	20	4
Region Totals:	60	851	60

Region: WESTERN SERVICE DELIVERY AREA

MD CORRECTIONAL INSTIT. HAGERSTOWN	21	293	21
MD CORRECTIONAL TRAINING CENTER	12	77	12
NORTH BRANCH CORRECTIONAL INSTIT.	3	38	3
ROXBURY CORRECTIONAL INSTITUTION	10	64	10
WESTERN CORRECTIONAL INSTITUTION	10	367	10
Region Totals:	56	839	56
Grand Totals:	277	3,728	277

INPATIENT DAYS

Maryland Inpatient Summary

Total Number of Inpatient

afes: 1,464

	Denied Days	Net Days	In Period	ICU/CCU Days	Med/Surg Days	199	Trauma	Delayed Days
BALT CNTRL BOOKING & INTAKE CNTR	38	384	422	187	200	17	33	1
BALTIMORE CITY DETENTION CENTER	26	446	472	179	256	12	35	1
WOMEN'S DETENTION CTR. UNIT BCDC	4	218	222	79	130	21	5	3
Site: BALTIMORE JAILS	68	1,048	1,116	445	586	50	73	5
BALTIMORE CITY CORRECTIONAL CENTER	0	72	72	24	45	1	4	0
BALTIMORE PRE-RELEASE UNIT	0	13	13	0	12	0	0	0
BALTIMORE PRERELEASE UNIT FOR WOMEN	2	10	12	9	1	0	0	0
HOME DETENTION UNIT	0	14	14	12	2	0	1	0
MARYLAND CORRECTIONAL ADJUSTMNT CNTR	5	75	80	41	34	1	2	0
MD RECPTN DIAGNOSTIC AND CLASS CNTR	4	80	84	29	39	3	2	0
METROPOLITAN TRANSITION CENTER	55	916	971	316	770	42	20	2
Site: BALTIMORE REGION	66	1,180	1,246	431	903	47	29	2
EASTERN CORRECTIONAL INST. ANNEX	0	27	27	25	2	0	0	0
EASTERN CORRECTIONAL INSTITUTION	43	517	560	284	217	2	9	0
POPLAR HILL PRE-RELEASE UNIT	0	14	14	5	9	0	0	0
Site: EASTERN REGION	43	558	601	314	228	2	9	0
MD CORRECTIONAL INSTIT. HAGERSTOWN	6	345	351	195	147	14	5	0
MD CORRECTIONAL TRAINING CENTER	11	293	304	202	230	9	7	0
ROXBURY CORRECTIONAL INSTITUTION	10	194	204	76	104	1	14	0
Site: HAGERSTOWN REGION	27	832	859	473	481	24	26	0
INTERSTATE COMPACT	0	31	31	0	25	0	0	0
Site: INTERSTATE COMPACT	0	31	31	0	25	0	0	0
BROCKBRIDGE CORRECTIONAL FACILITY	9	113	122	43	70	3	6	1
CENTRAL LAUNDRY FACILITY	7	100	107	28	73	3	1	0
EASTERN PRE-RELEASE UNIT	0	11	11	8	2	1	0	0
HERMAN L. TOULSON CRT. BOOT CAMP	6	33	39	5	25	1	2	0
JESSUP CORRECTIONAL INSTITUTION	29	857	886	447	382	17	21	6
JESSUP PRE-RELEASE UNIT	7	82	89	41	39	0	0	0
MARYLAND HOUSE OF CORRECTION	0	5	5	0	4	0	0	0
MD CORRECTIONAL INSTIT. FOR WOMEN	13	260	273	114	166	5	2	0
MD CORRECTIONAL INSTIT. JESSUP	6	141	147	95	46	6	5	0
PATUXENT INSTITUTION	4	96	100	24	69	2	3	0
SOUTHERN MD PRERELEASE UNIT	6	18	24	5	13	0	2	0
Site: JESSUP REGION	87	1,716	1,803	810	889	38	42	7
NORTH BRANCH CORRECTIONAL INSTIT.	6	27	33	4	23	0	1	0

	Denied Days	Number of Days	In Period	ICU/CCU Days	Med/Surg Days	199	Trauma	Delayed Days
WESTERN CORRECTIONAL INSTITUTION	2	15	117	88	25	0	3	0
Site: WESTERN REGION	8	142	150	92	48	0	4	0
Grand Totals:	299	5,507	5,806	2,565	3,160	16	183	14

Inpatient Days Cost - Month Ending June 30, 2009

SITE	Jul-08	Aug-08	Sep-08	Oct-08	Nov-08	Dec-08	Jan-09	Feb-09	Mar-09	Apr-09	May-09	Jun-09	Average
Baltimore Jails	3,458	3,311	3,305	3,627	3,224	3,554	3,356	3,172	3,234	3,472	3,111	3,214	3,336
Baltimore Region	4,511	3,435	3,478	3,949	3,965	3,403	3,415	3,464	3,560	3,618	3,663	3,402	3,655
Eastern Region	2,663	3,323	3,728	2,540	2,625	2,676	2,088	2,698	2,716	2,763	2,699	2,766	2,840
Hagerstown Region	4,044	3,802	4,504	3,445	3,445	3,572	4,152	4,095	4,027	3,828	3,777	3,457	3,848
JessupRegion	3,560	3,547	3,713	3,779	3,740	3,733	3,901	3,986	3,802	3,837	3,805	3,756	3,763
Western Region	2,747	2,892	1,949	2,417	2,997	3,049	3,093	3,626	8,525	3,017	3,209	3,055	3,381
Maryland TOTAL	3,781	3,449	3,562	3,566	3,487	3,465	3,620	3,719	3,735	3,653	3,469	3,423	3,577

Inpatient Days - Month Ending June 30, 2009

SITE	Jul-08	Aug-08	Sep-08	Oct-08	Nov-08	Dec-08	Jan-09	Feb-09	Mar-09	Apr-09	May-09	Jun-09	Total
BALT CNTRL BOOKING & INTAKE CNTR	22	43	37	51	23	13	13	15	41	45	33	58	394
BALTIMORE CITY DETENTION CENTER	49	54	61	42	40	21	17	19	45	39	34	25	446
WOMEN'S DETENTION CTR. UNIT BCDC	6	3	30	22	39	12	10	25	7	22	22	21	219
BALTIMORE JAILS	77	100	128	115	102	46	40	59	93	106	89	104	1,059
BALTIMORE PRERELEASE UNIT FOR WOMEN	31	1	1	4	4	9	11	7	3	4	2	22	41
BALTIMORE CITY CORRECTIONAL CENTER	31	6	7	7	2	9	11	7	3	4	2	22	97
BALTIMORE PRE-RELEASE UNIT	3	3	3	3	3	3	3	3	3	3	3	3	30
HOME DETENTION UNIT	4	4	4	4	4	4	4	4	4	4	4	4	44
MARYLAND CORRECTIONAL ADJUSTMNT CNTR	13	6	1	13	13	6	6	6	1	3	4	4	76
MD RECPTN DIAGNOSTIC AND CLASS CNTR	84	118	92	96	59	46	43	33	65	46	108	80	870
METROPOLITAN TRANSITION CENTER	166	136	105	121	80	65	85	34	80	64	129	113	1,186
BALTIMORE REGION	2	25	48	34	57	81	39	17	27	16	34	25	508
EASTERN CORRECTIONAL INST. ANNEX	41	98	48	8	8	34	34	39	17	27	16	34	25
EASTERN CORRECTIONAL INSTITUTION	43	113	48	42	57	81	39	17	27	16	34	31	548
FOPLAR HILL PRE-RELEASE UNIT	20	28	20	29	48	32	16	25	30	30	24	24	48
EASTERN REGION	36	26	3	19	52	40	6	15	23	38	15	13	350
MD CORRECTIONAL INST. HAGERSTOWN	21	13	4	4	15	5	22	17	6	25	30	17	286
MD CORRECTIONAL TRAINING CENTER	77	67	27	64	115	77	44	57	59	93	69	78	827
ROXBURY CORRECTIONAL INSTITUTION	7	25	6	9	18	11	3	3	1	2	3	13	111
HAGERSTOWN REGION	2	6	6	5	5	34	35	5	1	1	1	6	100
BROCKBRIDGE CORRECTIONAL FACILITY	19	8	5	5	7	1	5	3	2	2	1	1	10
CENTRAL LAUNDRY FACILITY	8	22	21	3	5	5	1	1	9	12	1	2	83
EASTERN PRE-RELEASE UNIT	5	5	5	2	2	2	2	2	2	2	2	2	27
HERMAN TOLSON CORRECTIONAL BOOT CAMP	83	58	28	24	76	106	78	97	67	78	58	92	865
JESSUP PRE-RELEASE UNIT	23	23	42	21	21	35	25	5	13	16	10	9	222
MARYLAND HOUSE OF CORRECTION	24	5	6	27	11	11	6	15	10	4	9	7	137
MARYLAND HOUSE OF CORRECTION ANNEX	6	2	2	1	24	9	9	8	2	5	7	17	99
MD CORRECTIONAL INST. FOR WOMEN	6	2	2	1	1	24	9	8	2	5	7	17	99
MD CORRECTIONAL INST. JESSUP	154	142	114	102	163	219	171	142	128	109	98	146	1,688
PATUXENT INSTITUTION	5	14	4	4	17	5	7	26	12	3	1	5	23
SOUTHERN MD PRERELEASE UNIT	5	14	6	21	5	7	28	13	13	1	5	19	137
JESSUP REGION	497	402	450	522	572	428	465	530	495	389	424	491	5,445
NORTH BRANCH CORRECTIONAL INST.	5	14	4	17	5	7	26	12	3	1	5	15	114
WESTERN CORRECTIONAL INSTITUTION	5	14	6	21	5	7	28	13	13	1	5	19	137
WESTERN REGION	497	402	450	522	572	428	465	530	495	389	424	491	5,445
Maryland Total	497	402	450	522	572	428	465	530	495	389	424	491	5,445
Inpatient Days per 1,000 Inmates	18.52	15.03	16.86	19.32	21.27	16.11	17.57	20.13	18.85	14.50	16.00	18.63	17.04
Census	26,841	26,741	26,690	27,013	26,889	26,573	26,468	26,329	26,262	26,822	26,507	26,351	319,486
ALOS by Region	4.07	3.27	4.41	3.78	3.86	3.10	4.23	5.76	4.63	3.41	3.29	3.69	3.74

Inpatient Days - Month Ending June 30, 2009

SITE	Jul-08	Aug-08	Sep-08	Oct-08	Nov-08	Dec-08	Jan-09	Feb-09	Mar-09	Apr-09	May-09	Jun-09	Total
BALT CNTRL BOOKING & INTAKE CNTR	22	43	37	51	23	13	13	15	41	45	33	58	394
BALTIMORE CITY DETENTION CENTER	49	54	61	42	40	21	17	19	45	39	34	25	446
WOMEN'S DETENTION CTR. UNIT BCDC	6	3	30	22	39	12	10	25	7	22	22	21	219
BALTIMORE JAILS	77	100	128	115	102	46	40	59	93	106	89	104	1,059
Baltimore Jails Total	77	100	128	115	102	46	40	59	93	106	89	104	1,059
Inpatient Days per 1,000 Inmates													
Baltimore Jails	20.31	26.31	33.80	30.48	25.59	11.58	10.33	15.66	24.56	28.66	23.73	27.02	23.10
Census													
Baltimore Jails	3,792	3,801	3,787	3,773	3,986	3,972	3,874	3,767	3,786	3,698	3,750	3,849	45,835
ALOS by Region													
Baltimore Jails	2.66	3.33	4.13	3.38	2.76	1.21	1.08	1.84	3.58	3.66	3.07	3.15	2.75

Inpatient Days - Month Ending June 30, 2009

SITE	Jul-08	Aug-08	Sep-08	Oct-08	Nov-08	Dec-08	Jan-09	Feb-09	Mar-09	Apr-09	May-09	Jun-09	Total
BALTIMORE PRERELEASE UNIT FOR WOMEN	31	1	4	4	9	11	7	3	3	2	2	5	41
BALTIMORE CITY CORRECTIONAL CENTER	31	6	4	2	2	4	7	10	9	10	14	2	97
BALTIMORE PRE-RELEASE UNIT	3	7	7	7	7	7	10	9	9	10	14	2	111
HOME DETENTION UNIT	4	3	1	6	7	2	19	6	1	3	4	4	77
MARYLAND CORRECTIONAL ADJUSTMNT CNTR	13	8	1	13	13	6	6	1	3	4	4	4	76
MD RECPTN DIAGNOSTIC AND CLASS CNTR	84	118	92	95	59	46	43	33	85	46	108	80	870
METROPOLITAN TRANSITION CENTER	166	136	105	121	88	65	85	34	80	64	129	113	1,186
BALTIMORE REGION	166	136	105	121	88	65	85	34	80	64	129	113	1,186
Baltimore region Total	166	136	105	121	88	65	85	34	80	64	129	113	1,186
Inpatient Days per 1,000 Inmates													
Baltimore Region	43.55	35.86	27.79	31.88	23.69	17.87	23.47	9.51	22.28	17.45	34.83	30.95	26.74
Census													
Baltimore Region	3,812	3,792	3,787	3,796	3,715	3,638	3,622	3,577	3,590	3,668	3,704	3,651	44,352
ALOS by Region													
Baltimore Region	7.22	6.18	7.50	5.04	4.63	2.83	4.47	1.62	3.20	3.76	7.59	5.65	4.86
Baltimore Region Inpatient Admissions Total	23	22	14	24	19	23	19	21	25	17	17	20	244

Inpatient Days - Month Ending June 30, 2009

SITE	Jul-08	Aug-08	Sep-08	Oct-08	Nov-08	Dec-08	Jan-09	Feb-09	Mar-09	Apr-09	May-09	Jun-09	Total
EASTERN CORRECTIONAL INST. ANNEX	2	25											27
EASTERN CORRECTIONAL INSTITUTION	41	88	48	34	57	81	39	17	27	16	34	26	508
POPLAR HILL PRE RELEASE UNIT					8							5	13
EASTERN REGION	43	113	48	42	57	81	39	17	27	16	34	31	548
Eastern region Total	43	113	48	42	57	81	39	17	27	16	34	31	548
Inpatient Days per 1,000 Inmates													
Eastern Region	12.21	32.05	13.60	11.67	16.12	22.91	11.02	4.82	7.69	4.56	9.65	8.80	12.95
Census													
Eastern	3,522	3,826	3,529	3,538	3,535	3,535	3,538	3,526	3,510	3,507	3,523	3,522	42,311
ALOS by Region													
Eastern	7.17	16.14	6.00	4.20	9.50	10.13	3.90	1.42	2.08	1.60	3.40	1.94	4.72

Inpatient Days - Month Ending June 30, 2009

SITE	Jul-08	Aug-08	Sep-08	Oct-08	Nov-08	Dec-08	Jan-09	Feb-09	Mar-09	Apr-09	May-09	Jun-09	Total
MD CORRECTIONAL INSTTT. HAGERSTOWN	20	28	20	29	48	32	16	25	30	30	24	48	350
MD CORRECTIONAL TRAINING CENTER	36	26	3	19	52	40	6	15	23	38	15	13	286
ROXBURY CORRECTIONAL INSTITUTION	21	13	4	16	15	5	22	17	6	25	30	17	191
HAGERSTOWN REGION	77	67	27	64	115	77	44	57	59	93	69	78	827
Hagerstown region Total	77	67	27	64	115	77	44	57	59	93	69	78	827
Inpatient Days per 1,000 inmates													
Hagerstown	11.41	10.02	4.08	9.57	16.98	11.39	6.50	8.45	8.80	13.91	10.59	12.22	10.33
Census													
Hagerstown	6,747	6,689	6,624	6,689	6,773	6,759	6,768	6,748	6,705	6,686	6,516	6,384	60,088
ALOS by Region													
Hagerstown	4.28	4.19	1.29	2.56	8.85	4.53	4.89	14.25	4.54	4.65	3.45	3.12	4.11

Inpatient Days - Month Ending June 30, 2009

SITE	Jul-08	Aug-08	Sep-08	Oct-08	Nov-08	Dec-08	Jan-09	Feb-09	Mar-09	Apr-09	May-09	Jun-09	Total
BROCKBRIDGE CORRECTIONAL FACILITY	7	25	6	6	9	18	11	3	1	2	3	13	111
CENTRAL LAUNDRY FACILITY	2	6	6	5	5	34	35	5	-	-	-	1	100
EASTERN PRE-RELEASE UNIT	19	-	-	-	-	1	5	3	-	-	1	-	10
HERMAN L. TOULSON CRT. BOOT CAMP	8	22	21	3	2	7	-	1	-	2	1	-	35
JESSUP PRE-RELEASE UNIT	5	-	-	-	-	5	-	-	9	12	1	2	83
MARYLAND HOUSE OF CORRECTION	83	56	28	28	24	76	105	78	97	87	78	58	92
MARYLAND HOUSE OF CORRECTION ANNEX	23	42	23	21	23	21	35	25	5	13	16	10	222
MD CORRECTIONAL INSTIT. FOR WOMEN	24	5	6	27	11	11	11	6	15	10	4	9	137
MD CORRECTIONAL INSTIT. JESSUP	6	2	-	-	1	24	9	18	8	2	5	7	99
PATUXENT INSTITUTION	-	1	-	-	8	-	8	-	2	-	-	-	19
SOUTHERN MD. PRERELEASE UNIT	154	142	114	102	102	163	219	171	142	128	109	98	1,688
JESSUP REGION	154	142	114	102	102	163	219	171	142	128	109	98	1,688
Jessup region Total	154	142	114	102	102	163	219	171	142	128	109	98	1,688
Inpatient Days per 1,000 Inmates	23.33	21.51	17.26	15.36	15.36	24.31	32.39	25.59	20.85	18.67	15.85	14.08	20.83
Jessup													
Census													
Jessup	6,602	6,601	6,604	6,640	6,706	6,762	6,664	6,811	6,857	6,876	6,960	6,922	81,025
ALOS by Region													
Jessup	4.97	3.46	2.71	2.04	3.96	5.09	3.89	2.73	2.61	4.36	3.92	5.03	3.58

SITE	Jul-08	Aug-08	Sep-08	Oct-08	Nov-08	Dec-08	Jan-09	Feb-09	Mar-09	Apr-09	May-09	Jun-09	Total
WESTERN CORRECTIONAL INSTITUTION	5	14	4	17	5	7	26	12	3	1	5	15	114
WESTERN REGION	5	14	6	21	5	7	28	13	13	1	5	19	137
Western region Total	5	14	6	21	5	7	28	13	13	1	5	19	137
Inpatient Days per 1,000 Inmates													
Western	2.42	6.54	2.73	9.46	2.21	3.00	11.87	5.56	5.68	0.44	2.18	8.19	5.06
Census													
Western	2,062	2,142	2,199	2,220	2,261	2,330	2,359	2,338	2,290	2,260	2,291	2,321	27,073
ALOS by Region													
Western	2.50	2.80	2.00	21.00	1.25	2.33	9.33	2.17	#DIV/0!	1.00	5.00	9.50	4.42

INPATIENT ADMISSIONS / READMISSIONS

Inpatient Admissions Cost - Month Ending June 30, 2009

SITE	Jul-08	Aug-08	Sep-08	Oct-08	Nov-08	Dec-08	Jan-09	Feb-09	Mar-09	Apr-09	May-09	Jun-09	Average
Baltimore Jails	8,068	8,086	8,813	8,435	8,654	8,173	6,713	8,338	10,214	12,175	7,610	7,774	8,568
Baltimore Region	17,912	12,258	14,045	11,388	9,968	11,738	12,552	10,310	8,773	8,833	13,252	12,816	11,987
Eastern Region	12,723	28,127	12,783	7,794	14,965	14,402	15,229	11,467	12,220	8,841	10,196	10,718	13,295
Hagerstown Region	20,761	12,174	10,202	9,326	15,238	11,089	10,809	10,034	11,315	12,643	11,725	10,786	12,175
JessupRegion	21,951	11,496	12,449	9,445	13,254	18,518	15,409	13,115	12,437	11,534	11,961	13,374	13,754
Western Region	6,868	20,246	2,923	2,985	14,884	5,336	17,320	8,761	55,409	3,017	5,348	19,350	13,546
Maryland TOTAL*	16,044	12,646	11,047	9,220	11,040	13,534	12,363	10,703	11,584	11,185	10,682	11,204	11,838

Inpatient Admissions- Month Ending June 30, 2009

SITE	Jul-08	Aug-08	Sep-08	Oct-08	Nov-08	Dec-08	Jan-09	Feb-09	Mar-09	Apr-09	May-09	Jun-09	Total
BALT CNTRL BOOKING & INTAKE CNTR	8	11	16	19	9	6	8	8	5	16	10	16	145
BALTIMORE CITY DETENTION CENTER	23	17	18	16	13	10	7	8	9	9	10	9	150
WOMEN'S DETENTION CTR UNIT BCDC	2	2	12	11	8	4	5	5	4	10	10	10	87
BALTIMORE JAILS	33	30	48	46	30	20	20	22	29	30	36	38	302
BALTIMORE PRERELEASE UNIT FOR WOMEN													3
BALTIMORE CITY CORRECTIONAL CENTER	4	1	1	1	4	2	1	1	1	1	2	4	21
BALTIMORE PRE-RELEASE UNIT	1						2	2			1	1	4
HOME DETENTION UNIT	3	2	1	2	4	1	3	3	3	2	5	5	28
MARYLAND CORRECTIONAL ADJUSTMNT CNT	3	2	1	1	5	4	3	1	1	2	4	2	32
MD RECPTN DIAGNOSTIC AND CLASS CNTR	23	21	22	20	19	11	15	15	9	18	17	23	214
METROPOLITAN TRANSITION CENTER	34	27	26	29	31	17	22	22	10	24	24	35	304
BALTIMORE REGION	1	1	14	7	9	9	5	5	4	6	5	9	6
EASTERN CORRECTIONAL INST. ANNEX	8	11	14	2	2	2	2	2	2	2	2	2	93
EASTERN CORRECTIONAL INSTITUTION	9	12	14	9	9	9	7	5	4	6	5	9	7
POPLAR HILL PRE RELEASE UNIT	6	5	7	7	10	8	8	5	9	7	12	8	95
EASTERN REGION	5	9	3	9	9	9	3	3	5	12	6	5	81
MD CORRECTIONAL INSTIT. HAGERSTOWN	2	4	2	5	6	4	2	4	7	2	7	8	6
MD CORRECTIONAL TRAINING CENTER	15	18	12	21	25	19	12	12	21	21	25	21	234
ROXBURY CORRECTIONAL INSTITUTION	4	6	4	5	5	2	2	1	1	2	3	5	42
HAGERSTOWN REGION	1	3	1	2	3	3	3	1	1	1	1	1	16
BROCKBRIDGE CORRECTIONAL FACILITY	1	3	1	2	1	1	1	1	1	1	1	1	4
CENTRAL LAUNDRY FACILITY	1	1	1	1	1	1	1	1	1	1	1	1	8
EASTERN PRE-RELEASE UNIT	1	2	2	2	2	2	2	2	2	2	2	2	40
HERMAN TOLSON CORRECTIONAL BOOT C	2	5	7	2	18								2
JESSUP PRE-RELEASE UNIT	1	1	1	1	1	1	1	1	1	1	1	1	8
MARYLAND HOUSE OF CORRECTION	13	9	9	11	11	17	11	11	16	13	13	7	139
MARYLAND HOUSE OF CORRECTION ANNEX	3	11	8	7	6	7	6	3	3	5	6	5	71
MD CORRECTIONAL INSTIT. FOR WOMEN	3	3	2	7	6	4	4	1	3	1	1	4	37
MD CORRECTIONAL INSTIT. JESSUP	2	2	2	1	4	5	5	5	2	1	3	3	33
PATUXENT INSTITUTION	1	1	1	3	2	2	2	2	1	1	1	1	5
SOUTHERN MD PRERELEASE UNIT	30	40	34	39	42	41	29	31	25	29	25	37	402
JESSUP REGION	2	2	3	2	1	3	4	4	3	1	1	3	26
WESTERN CORRECTIONAL INSTITUTION	2	2	1	2	2	1	1	1	1	1	1	1	8
NORTH BRANCH CORRECTIONAL INSTIT.	2	2	4	4	4	1	4	5	4	2	1	3	34
WESTERN REGION	125	126	122	123	102	138	140	138	110	114	129	133	1,451
Maryland Total													
Inpatient Admissions per 1,000 Inmates	4.66	4.71	4.57	4.55	3.79	5.19	5.59	5.24	4.19	4.25	4.87	5.05	4.54
Maryland													
Census	26,841	26,741	26,690	27,013	26,889	26,573	26,468	26,329	26,262	26,822	26,507	26,351	319,486
Maryland													

Inpatient Admissions- Month Ending June 30, 2009

SITE	Jul-08	Aug-08	Sep-08	Oct-08	Nov-08	Dec-08	Jan-09	Feb-09	Mar-09	Apr-09	May-09	Jun-09	Total
BALT CNTRL BOOKING & INTAKE CNTR	8	11	18	18	19	9	6	8	5	16	10	12	141
BALTIMORE CITY DETENTION CENTER	23	17	18	16	13	10	7	7	8	9	10	14	154
WOMEN'S DETENTION CTR. UNIT BCDC	2	2	12	11	8	4	5	9	9	4	10	3	80
BALTIMORE JAILS	33	30	48	48	46	30	20	20	22	29	30	29	375
Baltimore Jails Total	33	30	48	48	46	30	20	20	22	29	30	29	375
Inpatient Admissions per 1,000 Inmates													
Baltimore Jails	8.70	7.89	12.67	12.19	7.53	5.04	5.16	5.84	7.66	8.11	7.84	9.87	8.18
Census	3,792	3,801	3,787	3,773	3,986	3,972	3,874	3,767	3,786	3,698	3,750	3,849	45,835
Baltimore Jails													

Inpatient Admissions- Month Ending June 30, 2009

SITE	Jul-08	Aug-08	Sep-08	Oct-08	Nov-08	Dec-08	Jan-09	Feb-09	Mar-09	Apr-09	May-09	Jun-09	Total
BALTIMORE PRERELEASE UNIT FOR WOMEN	4	1	1	1	4	2	1	1	1	1	1	4	19
BALTIMORE CITY CORRECTIONAL CENTER	1	1	1	1	1	1	2	2	1	1	1	1	2
BALTIMORE PRE-RELEASE UNIT	1	1	1	1	1	1	2	2	1	1	1	1	3
HOME DETENTION UNIT	3	2	1	2	4	1	3	3	3	2	2	2	23
MARYLAND CORRECTIONAL ADJUSTMNT CNTR	3	2	1	5	4	3	1	1	2	4	4	2	30
MD RECPIN DIAGNOSTIC AND CLASS CNTR	23	21	22	20	19	11	15	9	18	17	15	16	206
METROPOLITAN TRANSITION CENTER	34	27	26	29	31	17	22	10	24	24	17	25	286
BALTIMORE REGION	34	27	26	29	31	17	22	10	24	24	17	25	286
Baltimore region Total	34	27	26	29	31	17	22	10	24	24	17	25	286
Inpatient Admissions per 1,000 Inmates	8.92	7.12	6.87	7.64	8.34	4.67	6.07	2.80	6.69	6.54	4.63	6.85	6.45
Baltimore Region	8.92	7.12	6.87	7.64	8.34	4.67	6.07	2.80	6.69	6.54	4.63	6.85	6.45
Census	3,812	3,792	3,767	3,796	3,715	3,638	3,622	3,577	3,590	3,668	3,704	3,651	44,352
Baltimore	3,812	3,792	3,767	3,796	3,715	3,638	3,622	3,577	3,590	3,668	3,704	3,651	44,352

Inpatient Admissions- Month Ending June 30, 2009

SITE	Jul-08	Aug-08	Sep-08	Oct-08	Nov-08	Dec-08	Jan-09	Feb-09	Mar-09	Apr-09	May-09	Jun-09	Total
EASTERN CORRECTIONAL INST. ANNEX	1	1	14	7	9	9	5	4	6	5	9	6	93
EASTERN CORRECTIONAL INSTITUTION	8	11	14	2	9	9	5	4	6	5	1	1	4
POPLAR HILL PRE RELEASE UNIT	9	12	14	9	9	9	5	4	6	5	10	7	99
EASTERN REGION	9	12	14	9	9	9	5	4	6	5	10	7	99
Eastern region Total	9	12	14	9	9	9	5	4	6	5	10	7	99
Inpatient Admissions per 1,000 Inmates	2.56	3.40	3.97	2.54	2.55	2.55	1.41	1.13	1.71	1.43	2.05	1.99	2.34
Eastern Region													
Census	3,522	3,526	3,529	3,538	3,535	3,535	3,538	3,526	3,510	3,507	3,523	3,522	42,311
Eastern													

Inpatient Admissions- Month Ending June 30, 2009

SITE	Jul-08	Aug-08	Sep-08	Oct-08	Nov-08	Dec-08	Jan-09	Feb-09	Mar-09	Apr-09	May-09	Jun-09	Total
MID CORRECTIONAL INSTT. HAGERSTOWN	8	5	7	7	10	8	5	9	9	7	12	8	98
MID CORRECTIONAL TRAINING CENTER	5	9	3	9	9	9	3	5	12	6	6	7	83
ROXBURY CORRECTIONAL INSTITUTION	2	4	2	5	6	2	4	7	2	7	5	5	52
HAGERSTOWN REGION	15	18	12	21	25	19	12	21	21	21	25	20	24
Hagerstown region Total	15	18	12	21	25	19	12	21	21	21	25	20	24
Inpatient Admissions per 1,000 Inmates													
Hagerstown	2.22	2.69	1.81	3.14	3.69	2.81	1.77	3.11	3.13	3.74	2.99	3.76	2.91
Census													
Hagerstown	6,747	6,689	6,624	6,689	6,773	6,759	6,768	6,748	6,705	6,686	6,516	6,304	80,088

Inpatient Admissions- Month Ending June 30, 2009

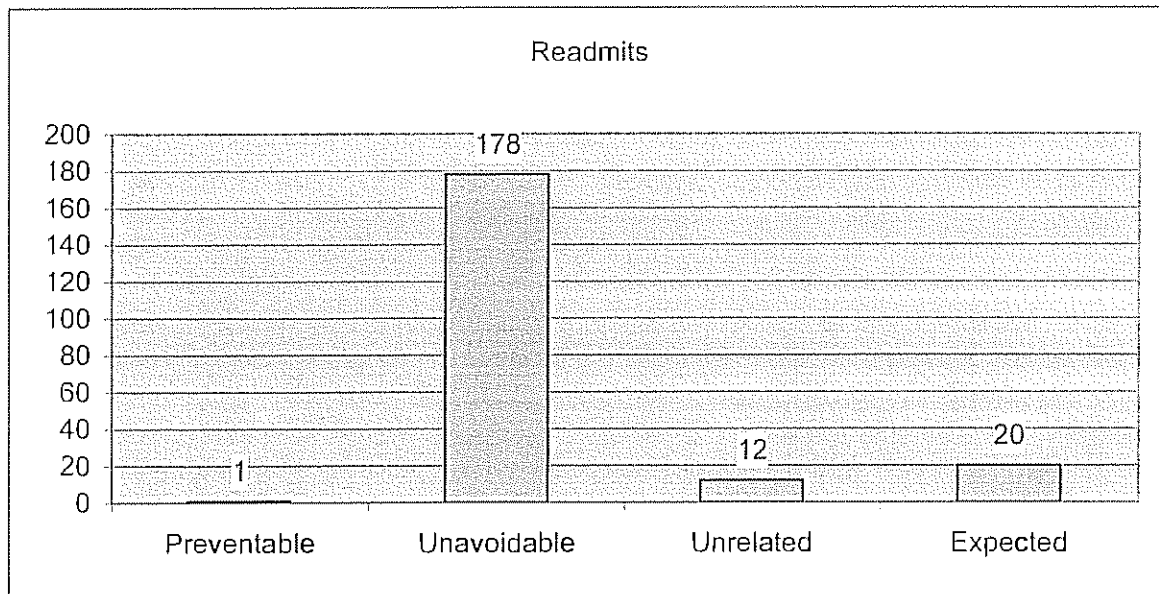
SITE	Jul-08	Aug-08	Sep-08	Oct-08	Nov-08	Dec-08	Jan-09	Feb-09	Mar-09	Apr-09	May-09	Jun-09	Total
BROCKBRIDGE CORRECTIONAL FACILITY	4	6	4	5	5	2	1	1	2	3	3	4	37
CENTRAL LAUNDRY FACILITY	1	3	1	2	1	3	3	1	1	1	1	3	18
EASTERN PRE-RELEASE UNIT	1	1	1	1	1	1	1	1	1	1	1	1	9
HERMAN L. TOULSON CRT. BOOT CAMP	1	1	2	2	18	1	1	2	2	1	2	1	42
JESSUP PRE-RELEASE UNIT	2	5	7	7	2	1	1	1	1	1	1	2	4
MARYLAND HOUSE OF CORRECTION	1	1	1	1	1	1	1	1	1	1	1	1	13
MARYLAND HOUSE OF CORRECTION ANNEX	13	9	9	11	17	17	11	18	13	13	7	18	139
MD CORRECTIONAL INSTIT. FOR WOMEN	3	11	8	7	6	7	6	3	5	6	5	4	71
MD CORRECTIONAL INSTIT. JESSUP	3	3	2	2	7	6	4	1	3	1	1	2	35
PATUXENT INSTITUTION	2	2	2	1	1	4	5	5	2	1	3	5	35
SOUTHERN MD PRERELEASE UNIT	1	1	1	3	2	2	2	1	1	1	1	1	6
JESSUP REGION	30	40	34	39	42	41	29	31	25	29	25	37	402
Jessup region Total	30	40	34	39	42	41	29	31	25	29	25	37	402
Inpatient Admissions per 1,000 Inmates	Jul-08	Aug-08	Sep-08	Oct-08	Nov-08	Dec-08	Jan-09	Feb-09	Mar-09	Apr-09	Feb-08	Jun-09	Total
Jessup	4.54	6.06	5.15	5.87	6.26	6.06	4.34	4.55	3.65	4.22	3.64	5.35	4.96
Census	6,602	6,601	6,604	6,640	6,706	6,762	6,664	6,811	6,857	6,876	6,960	6,922	81,025
Jessup	6,602	6,601	6,604	6,640	6,706	6,762	6,664	6,811	6,857	6,876	6,960	6,922	81,025

Inpatient Admissions- Month Ending June 30, 2009

SITE	Jul-08	Aug-08	Sep-08	Oct-08	Nov-08	Dec-08	Jan-09	Feb-09	Mar-09	Apr-09	May-09	Jun-09	Total
NORTH BRANCH CORRECTIONAL INSTIT.	2	2	3	1	2	1	1	1	1	1	1	1	8
WESTERN CORRECTIONAL INSTITUTION	2	2	4	4	4	1	4	5	4	2	1	1	24
WESTERN REGION	2	2	4	4	4	1	4	5	4	2	1	1	32
Western region Total	2	2	4	4	4	1	4	5	4	2	1	1	32
Inpatient Admissions per 1,000 inmates	0.97	0.93	1.82	1.80	0.44	1.72	2.12	1.71	0.87	0.44	0.44	0.86	1.18
Western	0.97	0.93	1.82	1.80	0.44	1.72	2.12	1.71	0.87	0.44	0.44	0.86	1.18
Census	2,062	2,142	2,199	2,220	2,261	2,330	2,359	2,338	2,290	2,260	2,291	2,321	27,073
Western	2,062	2,142	2,199	2,220	2,261	2,330	2,359	2,338	2,290	2,260	2,291	2,321	27,073

	Preventable	Unavoidable	Unrelated	Expected
Jul-08		9	3	
Aug		18	1	1
Sept	1	19	3	
Oct		19		1
Nov		19		1
Dec		14	1	1
Jan-09		7	1	2
Feb		20	1	3
March		10	1	2
April		14		3
May		6		4
June		23	1	2
TOTAL	1	178	12	20

	Preventable	Unavoidable	Unrelated	Expected
Readmits	1	178	12	20



ER

ER Event Summary

Date Range: 7/1/2008 to 6/30/2009

Region	Site	Start Date	End Date	Events	ER Appropriate	ER Preventable	ER Compliant	Non Compliant
BALTIMORE JAIL	BALT CNTRL BOOKING & INTAKE CNTR	7/1/2008	6/30/2009	202	197	1	185	17
BALTIMORE JAILS	BALTIMORE CITY DETENTION CENTER	7/1/2008	6/30/2009	257	256	0	252	5
BALTIMORE JAILS	WOMEN'S DETENTION CTR. UNIT BCDC	7/1/2008	6/30/2009	93	92	1	89	5
BALTIMORE REGION	BALTIMORE CITY CORRECTIONAL CENTER	7/1/2008	6/30/2009	15	14	0	14	1
BALTIMORE REGION	BALTIMORE PRE-RELEASE UNIT	7/1/2008	6/30/2009	3	3	0	3	0
BALTIMORE REGION	HOME DETENTION UNIT	7/1/2008	6/30/2009	2	2	0	2	0
BALTIMORE REGION	MARYLAND CORRECTIONAL ADJSTMNT CNTR	7/1/2008	6/30/2009	33	29	0	27	6
BALTIMORE REGION	MD RECPTN DIAGNOSTIC AND CLASS CNTR	7/1/2008	6/30/2009	38	39	0	39	0
BALTIMORE REGION	METROPOLITAN TRANSITION CENTER	7/1/2008	6/30/2009	295	295	0	283	13
EASTERN REGION	EASTERN CORRECTIONAL INST. ANNEX	7/1/2008	6/30/2009	3	3	0	2	1
EASTERN REGION	EASTERN CORRECTIONAL INSTITUTION	7/1/2008	6/30/2009	106	105	0	102	4
EASTERN REGION	POPLAR HILL PRE-RELEASE UNIT	7/1/2008	6/30/2009	10	10	0	9	1
HAGERSTOWN REGION	MD CORRECTIONAL INSTIT. HAGERSTOWN	7/1/2008	6/30/2009	74	74	0	71	3
HAGERSTOWN REGION	MD CORRECTIONAL TRAINING CENTER	7/1/2008	6/30/2009	59	59	0	53	6
HAGERSTOWN REGION	ROXBURY CORRECTIONAL INSTITUTION	7/1/2008	6/30/2009	47	48	0	44	4
INTERSTATE COMPACT	INTERSTATE COMPACT	7/1/2008	6/30/2009	1	0	0	0	1
JESSUP REGION	BALTIMORE PRERELEASE UNIT FOR WOMEN	7/1/2008	6/30/2009	4	4	0	4	0
JESSUP REGION	BROCKBRIDGE CORRECTIONAL FACILITY	7/1/2008	6/30/2009	53	53	0	52	1
JESSUP REGION	CENTRAL LAUNDRY FACILITY	7/1/2008	6/30/2009	37	35	1	35	2
JESSUP REGION	EASTERN PRE-RELEASE UNIT	7/1/2008	6/30/2009	15	15	0	14	1
JESSUP REGION	HERMAN L. TOULSON CRT. BOOT CAMP	7/1/2008	6/30/2009	23	23	0	23	0
JESSUP REGION	JESSUP CORRECTIONAL INSTITUTION	7/1/2008	6/30/2009	78	75	0	74	4
JESSUP REGION	JESSUP PRE-RELEASE UNIT	7/1/2008	6/30/2009	52	50	0	50	2
JESSUP REGION	MD CORRECTIONAL INSTIT. FOR WOMEN	7/1/2008	6/30/2009	53	52	0	52	1
JESSUP REGION	MD CORRECTIONAL INSTIT. JESSUP	7/1/2008	6/30/2009	30	30	0	30	0
JESSUP REGION	PATUXENT INSTITUTION	7/1/2008	6/30/2009	44	42	0	41	3
WESTERN REGION	SOUTHERN MD PRERELEASE UNIT	7/1/2008	6/30/2009	21	22	0	21	1
WESTERN REGION	NORTH BRANCH CORRECTIONAL INSTIT.	7/1/2008	6/30/2009	6	6	0	6	0
WESTERN REGION	WESTERN CORRECTIONAL INSTITUTION	7/1/2008	6/30/2009	15	15	0	13	2
				1669	1,648	3	1,590	84

Print Date: 7/13/2009

ER Cost per Visit - Month Ending June 30, 2009

SITE	Jul-08	Aug-08	Sep-08	Oct-08	Nov-08	Dec-08	Jan-09	Feb-09	Mar-09	Apr-09	May-09	Jun-09	Average
Baltimore Jails	1,180	1,241	1,623	1,722	2,046	1,744	1,554	1,422	1,583	1,378	1,519	1,667	1,556
Baltimore Region	1,279	1,267	3,236	4,352	3,302	3,221	2,367	2,969	2,243	2,370	1,834	2,293	2,561
Eastern Region	1,073	1,133	1,244	1,263	1,183	1,210	1,172	1,264	1,270	1,259	1,255	1,101	1,202
Hagerstown Region	1,176	1,290	1,333	1,524	1,564	1,384	1,467	1,448	1,495	1,550	1,504	1,624	1,447
Jessup Region	1,080	1,128	1,089	1,127	1,329	1,312	1,205	1,541	1,369	1,240	1,486	1,561	1,289
Western Region	-	-	1,120	2,036	988	1,397	990	-	-	1,918	1,500	2,439	1,032
Maryland TOTAL	1,183	1,218	1,697	2,172	2,104	1,819	1,568	1,770	1,595	1,571	1,566	1,775	1,670

ER Referrals- Month Ending June 30, 2009

SITE	Jul-08	Aug-08	Sep-08	Oct-08	Nov-08	Dec-08	Jan-09	Feb-09	Mar-09	Apr-09	May-09	Jun-09	Total
BALT CNTRL BOOKING & INTAKE CNTR	18	10	18	15	23	15	8	13	15	18	16	8	177
BALTIMORE CITY DETENTION CENTER	25	32	29	20	21	5	6	8	22	16	12	15	214
WOMEN'S DETENTION CTR. UNIT BCDC	9	9	12	7	7	3	4	2	4	3	5	3	68
BALTIMORE JAILS	52	51	59	50	43	26	18	23	41	37	33	26	459
BALTIMORE PRERELEASE UNIT FOR WOMEN	2	2	1	1	1	2	1	1	1	1	1	2	2
BALTIMORE CITY CORRECTIONAL CENTER													
BALTIMORE PRE-RELEASE UNIT													
HOME DETENTION UNIT	4	2		2	1		1	2	1	1	6	1	20
MARYLAND CORRECTIONAL ADJUSTMENT CNTR	1	3		2	4	2	4	4	1	5	2	4	32
MD RECPTN DIAGNOSTIC AND CLASS CNTR	32	27	20	28	24	20	16	14	18	19	20	16	254
METROPOLITAN TRANSITION CENTER	39	33	23	34	31	24	22	20	21	24	29	23	323
BALTIMORE REGION													
EASTERN CORRECTIONAL INST. ANNEX	5	6	11	10	8	12	7	9	9	9	8	2	96
EASTERN CORRECTIONAL INSTITUTION	1	1		1	1	1	2	2					8
POPLAR HILL PRE-RELEASE UNIT	6	7	11	10	9	13	10	9	9	10	8	5	107
EASTERN REGION													
MD CORRECTIONAL INSTIT. HAGERSTOWN	4	3	2	7	12	4	6	6	6	6	11	4	71
MD CORRECTIONAL TRAINING CENTER	6	6	3	3	4	7	4	5	4	7	7	4	60
ROXBURY CORRECTIONAL INSTITUTION	2	5	5	2	2	3	3	6	1	5	5	8	47
HAGERSTOWN REGION													
HAGERSTOWN REGION	12	14	10	12	18	14	13	17	11	18	23	16	178
BROCKBRIDGE CORRECTIONAL FACILITY	5	4	3	2	2	9	3	3	3	4	3	8	50
CENTRAL LAUNDRY FACILITY	4	2	1	1	1	1	5	1	1	6	3	4	32
EASTERN PRE-RELEASE UNIT	1	1	1	2	2	1	1	1	4	1	1	1	16
HERMAN TOLSON CORRECTIONAL BOOT CAMP	4	6	5	4	1	2	3	1	6	2	1	1	21
JESSUP PRE-RELEASE UNIT	4	6	5	4	3	5	3	2	2	5	3	2	44
MARYLAND HOUSE OF CORRECTION	5	5	3	6	3	9	8	6	6	7	8	3	69
MARYLAND HOUSE OF CORRECTION ANNEX	3	10	5	1	2	2	4	4	4	5	4	5	47
MD CORRECTIONAL INSTIT. FOR WOMEN	2	5	3	4	3	1	2	3	2	2	2	1	28
MD CORRECTIONAL INSTIT. JESSUP	4	1	6	8	5	2	2	3	4	1	2	4	42
PATUXENT INSTITUTION	4	1	2	4	1	2	2	2	4	4	2	2	18
SOUTHERN MD PRERELEASE UNIT	27	35	35	33	20	34	30	26	40	29	27	31	367
JESSUP REGION													
NORTH BRANCH CORRECTIONAL INSTIT.													
WESTERN CORRECTIONAL INSTITUTION													
WESTERN REGION													
Maryland Total	143	163	147	136	140	140	140	141	122	112	121	106	1,453
ER Referrals per 1,000 Inmates	5.33	6.10	5.51	5.03	5.21	5.27	5.33	4.63	4.26	4.51	4.64	4.02	4.55
Maryland													
Census	26,841	26,741	26,690	27,013	26,889	26,573	26,468	26,329	26,262	26,822	26,507	26,351	319,486
Maryland													

ER Referrals- Month Ending June 30, 2009

SITE	Jul-08	Aug-08	Sep-08	Oct-08	Nov-08	Dec-08	Jan-09	Feb-09	Mar-09	Apr-09	May-09	Jun-09	Total
BALT CNTRL BOOKING & INTAKE CNTR	18	10	18	23	15	15	8	13	15	18	16	8	177
BALTIMORE CITY DETENTION CENTER	25	32	29	20	21	8	6	6	22	16	12	15	214
WOMEN'S DETENTION CTR. UNIT BCDC	9	9	12	7	7	3	4	2	4	4	3	5	68
BALTIMORE JAILS	52	51	59	50	43	26	18	23	41	37	33	26	459
Baltimore Jails Total	52	51	59	50	43	26	18	23	41	37	33	26	459
ER Referrals per 1,000 Inmates													
Baltimore Jails	13.71	13.42	15.58	13.25	10.79	6.55	4.65	6.11	10.83	10.01	8.80	6.76	10.01
Census													
Baltimore Jails	3,792	3,801	3,787	3,773	3,886	3,972	3,874	3,767	3,766	3,698	3,750	3,849	45,835

ER Referrals- Month Ending June 30, 2009

SITE	Jul-08	Aug-08	Sep-08	Oct-08	Nov-08	Dec-08	Jan-09	Feb-09	Mar-09	Apr-09	May-09	Jun-09	Total
BALTIMORE PRERELEASE UNIT FOR WOMEN		1	2	1	2	2	1	1	1	1	1	1	11
BALTIMORE CITY CORRECTIONAL CENTER	2		1									2	2
BALTIMORE PRE-RELEASE UNIT													
HOME DETENTION UNIT	4	2		2	1	1	2	1	1	1	6	1	20
MARYLAND CORRECTIONAL ADJUSTMENT CNTR	1	3		2	4	2	4	4	1	5	2	4	32
MD RECPN DIAGNOSTIC AND CLASS CNTR	32	27	20	28	24	20	16	14	18	19	20	16	254
METROPOLITAN TRANSITION CENTER	39	33	23	34	31	24	22	20	21	24	29	23	323
BALTIMORE REGION													
Baltimore region Total	39	33	23	34	31	24	22	20	21	24	29	23	323
ER Referrals per 1,000 Inmates													
Baltimore Region	10.23	8.70	6.07	8.96	8.34	6.60	6.07	5.59	5.85	6.54	7.83	6.30	7.28
Census													
Baltimore	3,812	3,792	3,787	3,796	3,715	3,638	3,622	3,577	3,590	3,668	3,704	3,651	44,352

ER Referrals- Month Ending June 30, 2009

SITE	Jul-08	Aug-08	Sep-08	Oct-08	Nov-08	Dec-08	Jan-09	Feb-09	Mar-09	Apr-09	May-09	Jun-09	Total
EASTERN CORRECTIONAL INST. ANNEX							1					1	3
EASTERN CORRECTIONAL INSTITUTION	5	6	11	10	6	12	7	9	9	9	8	8	96
POPLAR HILL PRE RELEASE UNIT	1	1			1	1	2						8
EASTERN REGION	6	7	11	10	9	13	10	9	9	10	8	5	107
Eastern region Total	6	7	11	10	9	13	10	9	9	10	8	5	107
ER Referrals per 1,000 Inmates													
Eastern Region	1.70	1.99	3.12	2.83	2.55	3.68	2.83	2.55	2.56	2.85	2.27	1.42	2.53
Census													
Eastern	3,522	3,526	3,529	3,538	3,535	3,535	3,538	3,526	3,510	3,507	3,523	3,522	42,311

ER Referrals- Month Ending June 30, 2009

SITE	Jul-08	Aug-08	Sep-08	Oct-08	Nov-08	Dec-08	Jan-09	Feb-09	Mar-09	Apr-09	May-09	Jun-09	Total
MD CORRECTIONAL INSTIT. HAGERSTOWN	4	3	2	7	12	4	6	6	6	6	11	4	71
MD CORRECTIONAL TRAINING CENTER	6	6	3	3	4	7	4	5	4	7	7	4	60
ROXBURY CORRECTIONAL INSTITUTION	2	5	5	2	2	3	3	6	1	5	5	8	47
HAGERSTOWN REGION	12	14	10	12	18	14	13	17	11	18	23	16	178
Hagerstown region Total	12	14	10	12	18	14	13	17	11	18	23	16	178
ER Referrals per 1,000 Inmates	1.78	2.09	1.51	1.79	2.66	2.07	1.92	2.52	1.64	2.69	3.53	2.51	2.22
Hagerstown													
Census	6,747	6,689	6,624	6,689	6,773	6,759	6,768	6,748	6,705	6,886	6,516	6,394	80,088
Hagerstown													

ER Referrals- Month Ending June 30, 2009

SITE	Jul-08	Aug-08	Sep-08	Oct-08	Nov-08	Dec-08	Jan-09	Feb-09	Mar-09	Apr-09	May-09	Jun-09	Total
BROCKBRIDGE CORRECTIONAL FACILITY	5	4	3	2	2	1	1	5	1	7	4	3	50
CENTRAL LAUNDRY FACILITY	4	2	3	1	1	1	1	1	1	4	6	3	32
EASTERN PRE-RELEASE UNIT	-	1	1	1	2	2	2	3	1	6	2	1	16
HERMAN TOULSON CORRECTIONAL BOOT CAMP	-	4	4	1	1	2	3	3	1	6	2	1	21
JESSUP PRE-RELEASE UNIT	4	6	5	4	4	3	5	3	2	2	5	3	44
MARYLAND HOUSE OF CORRECTION	-	-	-	-	-	-	-	-	-	-	-	-	-
MARYLAND HOUSE OF CORRECTION ANNE ARUNDEL	5	5	3	6	3	3	9	8	6	6	7	8	69
MD CORRECTIONAL INSTIT. FOR WOMEN	3	10	5	1	2	2	2	4	4	4	3	4	47
MD CORRECTIONAL INSTIT. JESSUP	2	5	3	3	4	3	1	2	3	2	-	2	28
PATUXENT INSTITUTION	4	1	6	8	8	5	2	2	3	4	1	2	42
SOUTHERN MD PRERELEASE UNIT	-	1	2	4	4	1	2	-	2	4	-	-	18
JESSUP REGION	27	35	35	33	33	20	34	30	26	40	29	27	367
Jessup region Total	27	35	35	33	33	20	34	30	26	40	29	27	367
ER Referrals per 1,000 Inmates	4.09	5.30	5.30	4.97	2.98	5.03	4.49	3.82	5.83	4.22	3.88	4.48	4.53
Jessup	4.09	5.30	5.30	4.97	2.98	5.03	4.49	3.82	5.83	4.22	3.88	4.48	4.53
Census	6.602	6.601	6.604	6.640	6.706	6.762	6.654	6.811	6.857	6.876	6.960	6.922	61,025
Jessup	6.602	6.601	6.604	6.640	6.706	6.762	6.654	6.811	6.857	6.876	6.960	6.922	61,025

ER Referrals- Month Ending June 30, 2009

SITE	Jul-08	Aug-08	Sep-08	Oct-08	Nov-08	Dec-08	Jan-09	Feb-09	Mar-09	Apr-09	May-09	Jun-09	Total
WESTERN CORRECTIONAL INSTITUTION	1	2	1	2	1	2	2	2	-	2	2	3	14
WESTERN REGION	1	2	1	2	1	2	2	2	-	2	2	3	14
Western region Total	1	2	1	2	1	2	2	2	-	2	2	3	14
ER Referrals per 1,000 Inmates													
Western	0.45	0.90	0.44	0.85	0.44	0.85	0.85	0.85	-	0.88	1.31	1.29	0.52
Census	2,062	2,142	2,199	2,220	2,261	2,330	2,359	2,338	2,290	2,260	2,291	2,321	27,073
Western													

OUTPATIENT OTHER

Date Range: 7/1/2008 to 6/30/2009

MARYLAND Onsite Clinic/Outpatient Report Summary

	Start Date	End Date	Clinic/Onsite	Outpatient Events	Outpatient Surgery	RN Approved	Total	In Network	Out of Network
	7/1/2008	6/30/2009	1	3	1	0	5	4	0
Total:			1	3	1	0	5	4	0
BALTIMORE	7/1/2008	6/30/2009	37	133	11	0	181	142	2
BALTIMORE	7/1/2008	6/30/2009	66	214	37	0	317	251	0
BALTIMORE	7/1/2008	6/30/2009	33	240	26	6	299	265	1
BALTIMORE JAILS Total:			136	587	74	6	797	658	3
BALTIMORE	7/1/2008	6/30/2009	10	39	11	0	60	50	0
BALTIMORE	7/1/2008	6/30/2009	4	6	3	0	13	9	0
BALTIMORE	7/1/2008	6/30/2009	28	7	1	0	36	8	0
BALTIMORE	7/1/2008	6/30/2009	1	7	2	0	10	9	0
BALTIMORE	7/1/2008	6/30/2009	22	38	7	0	67	45	0
BALTIMORE	7/1/2008	6/30/2009	21	58	8	0	87	65	1
BALTIMORE	7/1/2008	6/30/2009	139	292	116	0	547	405	3
BALTIMORE REGION Total:			225	447	148	0	820	591	4
EASTERN	7/1/2008	6/30/2009	12	37	5	0	54	33	9
EASTERN	7/1/2008	6/30/2009	227	759	114	0	1,100	715	158
EASTERN	7/1/2008	6/30/2009	1	3	1	0	5	3	1
EASTERN REGION Total:			240	799	120	0	1,159	751	168
HAGERSTOWN	7/1/2008	6/30/2009	193	414	120	1	727	491	43
HAGERSTOWN	7/1/2008	6/30/2009	173	365	82	0	620	413	34
HAGERSTOWN	7/1/2008	6/30/2009	182	390	71	0	643	427	34
HAGERSTOWN REGION Total:			548	1,169	273	1	1,990	1,331	111
JESSUP REGION	7/1/2008	6/30/2009	66	57	12	0	135	68	1
JESSUP REGION	7/1/2008	6/30/2009	54	43	14	0	111	57	0
JESSUP REGION	7/1/2008	6/30/2009	10	9	2	0	21	11	0
JESSUP REGION	7/1/2008	6/30/2009	38	23	1	0	62	24	0
JESSUP REGION	7/1/2008	6/30/2009	233	440	117	0	790	549	8
JESSUP REGION	7/1/2008	6/30/2009	73	80	10	0	163	90	0
JESSUP REGION	7/1/2008	6/30/2009	2	0	0	0	2	0	0
JESSUP REGION	7/1/2008	6/30/2009	339	365	64	91	768	427	2
JESSUP REGION	7/1/2008	6/30/2009	104	116	31	0	251	143	4
JESSUP REGION	7/1/2008	6/30/2009	172	124	40	2	336	162	2
JESSUP REGION	7/1/2008	6/30/2009	17	18	3	0	38	21	0
JESSUP REGION Total:			1,108	1,275	294	93	2,677	1,552	17
MARYLAND	7/1/2008	6/30/2009	0	5	1	0	6	3	3
MARYLAND Total:			0	5	1	0	6	3	3
WESTERN	7/1/2008	6/30/2009	49	29	8	0	86	37	0
WESTERN	7/1/2008	6/30/2009	94	207	35	0	336	213	29
WESTERN REGION Total:			143	236	43	0	422	250	29

MARYLAND Total:		2,401	4,521	954	100	7,876	+0	335
-----------------	--	-------	-------	-----	-----	-------	----	-----

Outpatient Other Cost Per Procedure - Month Ending June 30, 2009

SITE	Jul-08	Aug-08	Sep-08	Oct-08	Nov-08	Dec-08	Jan-09	Feb-09	Mar-09	Apr-09	May-09	Jun-09	Average
Baltimore Jails	424	374	1,202	1,064	907	921	1,004	933	985	933	957	886	883
Baltimore Region	742	911	668	1,123	1,124	1,087	1,130	1,117	1,164	1,089	1,102	1,390	1,054
Eastern Region	872	908	962	1,161	1,177	1,157	1,126	1,094	1,119	1,113	1,103	1,121	1,076
Hagerstown Region	959	1,217	446	1,158	1,194	1,096	1,014	1,122	1,026	1,113	1,257	1,008	1,051
Jessup Region	864	671	846	1,377	1,199	1,292	1,314	1,307	1,163	1,209	1,209	1,277	1,151
Western Region	567	442	449	1,080	1,132	1,418	1,022	1,027	949	1,050	1,060	1,275	956
Maryland TOTAL*	827	837	785	1,191	1,156	1,161	1,131	1,137	1,079	1,112	1,167	1,151	1,061

Outpatient Other Referrals- Month Ending June 30, 2009

SITE	Jul-08	Aug-08	Sep-08	Oct-08	Nov-08	Dec-08	Jan-09	Feb-09	Mar-09	Apr-09	May-09	Jun-09	Total
BALT CNTRL BOOKING & INTAKE CNTR	7	12	13	13	6	3	8	16	11	6	9	10	114
BALTIMORE CITY DETENTION CENTER	12	24	28	26	9	13	10	12	6	17	19	11	187
WOMEN'S DETENTION CTR. UNIT BDCD	16	19	17	32	16	12	3	23	22	25	23	24	232
BALTIMORE JAILS	35	55	58	71	31	28	21	51	39	48	51	45	533
BALTIMORE PRERELEASE UNIT FOR WOMEN	1	4	7	5	2	5	3	3	2	2	2	1	38
BALTIMORE CITY CORRECTIONAL CENTER	1	1	1	1	1	1	1	2	1	1	1	1	6
BALTIMORE PRE-RELEASE UNIT	1	4	4	4	1	1	1	1	1	1	1	1	7
HOME DETENTION UNIT	6	3	4	4	6	4	2	2	1	3	3	4	39
MARYLAND CORRECTIONAL ADJUSTMNT CNTR	7	3	7	13	7	7	5	4	1	4	3	2	57
MD RECPTN DIAGNOSTIC AND CLASS CNTR	26	26	15	17	23	28	22	19	22	14	21	16	249
METROPOLITAN TRANSITION CENTER	41	36	38	42	37	46	31	32	31	21	26	23	404
BALTIMORE REGION	7	5	6	6	2	4	1	1	1	2	3	2	35
EASTERN CORRECTIONAL INST. ANNEX	76	52	59	68	74	75	67	57	52	35	74	41	730
EASTERN CORRECTIONAL INSTITUTION	1	1	1	1	1	1	1	1	1	1	1	1	2
POPLAR HILL PRE RELEASE UNIT	84	57	65	71	78	75	67	58	54	38	77	43	767
EASTERN REGION	41	53	33	42	26	29	37	18	35	27	32	22	395
MID CORRECTIONAL INSTIT. HAGERSTOWN	35	32	24	48	32	27	35	28	19	28	28	22	358
MID CORRECTIONAL TRAINING CENTER	33	34	37	24	31	36	30	41	49	29	27	14	365
MID CORRECTIONAL TRAINING CENTER ANNEX	109	119	94	114	89	92	102	87	103	84	87	58	1,138
ROXBURY CORRECTIONAL INSTITUTION	5	3	6	6	5	4	4	2	6	4	1	7	54
HAGERSTOWN REGION	4	4	2	1	3	5	7	7	2	3	3	1	42
BROCKBRIDGE CORRECTIONAL FACILITY	4	4	2	1	2	2	1	1	1	1	1	1	9
CENTRAL LAUNDRY FACILITY	4	2	1	1	2	2	2	1	1	1	1	1	26
EASTERN PRE-RELEASE UNIT	4	2	6	3	1	1	1	2	3	1	1	1	26
HERMAN TOLSON CORRECTIONAL BOOT CAMP	15	11	3	11	6	10	4	4	5	4	5	1	78
JESSUP PRE-RELEASE UNIT	21	46	27	31	26	26	39	39	31	39	29	47	401
MARYLAND HOUSE OF CORRECTION	27	23	37	24	30	30	34	32	23	33	24	27	350
MARYLAND HOUSE OF CORRECTION ANNEX	10	9	11	14	9	11	8	7	9	6	14	9	111
MID CORRECTIONAL INSTIT. FOR WOMEN	7	13	13	12	7	7	16	7	5	10	9	9	118
MID CORRECTIONAL INSTIT. JESSUP	1	1	4	2	2	2	3	1	1	1	2	1	18
PATUXENT INSTITUTION	93	106	111	105	91	112	102	111	83	102	86	105	1,207
SOUTHERN MID PRERELEASE UNIT	3	2	2	2	1	1	1	2	3	5	4	4	26
JESSUP REGION	12	20	17	14	6	7	32	36	16	16	12	10	200
NORTH BRANCH CORRECTIONAL INSTIT.	15	22	19	16	7	8	8	34	37	19	17	10	226
WESTERN CORRECTIONAL INSTITUTION	15	22	19	16	7	8	8	34	37	19	17	10	226
WESTERN REGION	412	271	333	377	395	385	419	333	361	310	337	296	4,275
Maryland Total	412	271	333	377	395	385	419	333	361	310	337	296	4,275
Outpatient Other Referrals per 1,000 Inmates	15.35	10.13	12.46	13.96	14.69	14.49	15.83	12.65	13.75	11.56	12.71	11.23	13.38
Maryland	26,841	26,741	26,690	27,013	26,889	26,573	26,468	26,329	26,262	26,822	26,507	26,351	319,486
Census	26,841	26,741	26,690	27,013	26,889	26,573	26,468	26,329	26,262	26,822	26,507	26,351	319,486
Maryland	26,841	26,741	26,690	27,013	26,889	26,573	26,468	26,329	26,262	26,822	26,507	26,351	319,486

Outpatient Other Referrals- Month Ending June 30, 2009

SITE	Jul-08	Aug-08	Sep-08	Oct-08	Nov-08	Dec-08	Jan-09	Feb-09	Mar-09	Apr-09	May-09	Jun-09	Total
BALT CNTRL BOOKING & INTAKE CNTR	7	12	13	13	6	3	8	16	11	6	9	10	114
BALTIMORE CITY DETENTION CENTER	12	24	28	26	9	13	10	12	6	17	19	11	187
WOMEN'S DETENTION CTR. UNIT BCDC	16	19	17	32	16	12	3	23	22	25	23	24	232
BALTIMORE JAILS	35	55	58	71	31	28	21	51	39	48	51	45	533
Baltimore Jails Total	35	55	58	71	31	28	21	51	39	40	51	45	533
Outpatient Other Referrals per 1,000 Inmates													
Baltimore Jails	9.23	14.47	15.32	18.82	7.78	7.05	5.42	13.54	10.30	12.98	13.60	11.69	11.63
Census													
Baltimore Jails	3,792	3,801	3,787	3,773	3,986	3,972	3,874	3,767	3,786	3,698	3,750	3,849	45,635

Outpatient Other Referrals- Month Ending June 30, 2009

SITE	Jul-08	Aug-08	Sep-08	Oct-08	Nov-08	Dec-08	Jan-09	Feb-09	Mar-09	Apr-09	May-09	Jun-09	Total
BALTIMORE PRERELEASE UNIT FOR WOMEN	1				1		1	2	1	1	1	1	8
BALTIMORE CITY CORRECTIONAL CENTER		4	7	5	2	5	3	7	2	2	2	1	38
BALTIMORE PRE-RELEASE UNIT			1	1	1	1	1	2	1	1	1	1	6
HOME DETENTION UNIT	1		4	4			1		1				7
MARYLAND CORRECTIONAL ADJUSTMENT CNTR	6	3	4	6	4	4	5	2	1	1	3	4	39
MD RECEPTN DIAGNOSTIC AND CLASS CNTR	7	3	7	13	7	7	5	4	1	4	3	2	57
METROPOLITAN TRANSITION CENTER	26	26	15	17	23	23	28	22	19	22	14	21	249
BALTIMORE REGION	41	36	38	42	42	37	46	31	32	31	21	26	404
Baltimore region Total	41	36	38	42	42	37	46	31	32	31	21	26	404
Outpatient Other Referrals per 1,000 Inmates	10.76	9.49	10.03	11.06	9.96	12.64	8.56	8.95	8.64	5.73	7.02	6.30	9.11
Baltimore Region													
Census	3,812	3,792	3,767	3,796	3,715	3,638	3,622	3,577	3,590	3,668	3,704	3,651	44,352
Baltimore Region													

Outpatient Other Referrals- Month Ending June 30, 2009

SITE	Jul-08	Aug-08	Sep-08	Oct-08	Nov-08	Dec-08	Jan-09	Feb-09	Mar-09	Apr-09	May-09	Jun-09	Total
EASTERN CORRECTIONAL INST. ANNEX	7	5	6	6	4	-	-	-	1	2	3	2	35
EASTERN CORRECTIONAL INSTITUTION	76	52	59	68	74	75	67	57	52	35	74	41	730
POPLAR HILL PRE RELEASE UNIT	1	-	-	-	-	-	-	-	-	-	-	-	2
EASTERN REGION	84	57	65	71	78	75	67	58	54	38	77	43	767
Eastern region Total	84	57	65	71	78	75	67	58	54	38	77	43	767
Outpatient Other Referrals per 1,000 Inmates													
Eastern Region	23.85	16.17	18.42	20.07	22.07	21.22	18.94	16.45	15.38	10.84	21.86	12.21	18.13
Census													
Eastern	3,522	3,526	3,529	3,538	3,535	3,535	3,538	3,526	3,510	3,507	3,523	3,522	42,311

Outpatient Other Referrals- Month Ending June 30, 2009

SITE	Jul-08	Aug-08	Sep-08	Oct-08	Nov-08	Dec-08	Jan-09	Feb-09	Mar-09	Apr-09	May-09	Jun-09	Total
MD CORRECTIONAL INSTIT. HAGERSTOWN	41	53	33	42	26	29	37	16	35	27	32	22	395
MD CORRECTIONAL TRAINING CENTER	35	32	24	48	32	27	35	28	19	28	28	22	358
ROXBURY CORRECTIONAL INSTITUTION	33	34	37	24	31	36	30	41	49	29	27	14	385
HAGERSTOWN REGION	109	119	94	114	89	92	102	87	103	84	87	58	1,138
Hagerstown region Total	109	119	94	114	89	92	102	87	103	84	87	58	1,138
Outpatient Other Referrals per 1,000 Inmates													
Hagerstown	16.16	17.79	14.19	17.04	13.14	13.61	15.07	12.89	15.36	12.56	13.35	9.09	14.21
Census													
Hagerstown	6,747	6,689	6,624	6,689	6,773	6,759	6,768	6,748	6,705	6,686	6,516	6,384	80,088

Outpatient Other Referrals- Month Ending June 30, 2009

SITE	Jul-08	Aug-08	Sep-08	Oct-08	Nov-08	Dec-08	Jan-09	Feb-09	Mar-09	Apr-09	May-09	Jun-09	Total
BROCKBRIDGE CORRECTIONAL FACILITY	5	3	8	6	5	4	2	3	3	6	4	1	54
CENTRAL LAUNDRY FACILITY	4	4	2	1	3	5	7	7	2	2	3	3	42
EASTERN PRE-RELEASE UNIT	-	-	-	1	1	2	1	1	1	1	-	2	9
HERMAN L. TOULSON CRT. BOOT CAMP	4	2	6	3	3	1	2	3	3	1	1	1	26
JESSUP PRE-RELEASE UNIT	15	11	3	11	6	10	4	5	4	5	1	3	78
MARYLAND HOUSE OF CORRECTION	-	-	-	-	-	-	-	-	-	-	-	-	-
MARYLAND HOUSE OF CORRECTION ANNEX	21	46	27	31	26	26	39	39	31	31	39	29	401
MD CORRECTIONAL INSTIT. FOR WOMEN	27	23	37	24	30	34	32	36	23	33	33	24	350
MD CORRECTIONAL INSTIT. JESSUP	10	3	11	14	9	11	8	7	7	9	6	14	9
PATUXENT INSTITUTION	7	13	13	12	7	16	7	10	5	10	5	9	118
SOUTHERN MD PRERELEASE UNIT	-	1	4	2	2	3	-	-	1	1	1	2	18
JESSUP REGION	93	106	111	105	91	112	102	111	83	102	86	105	1,207
Jessup region Total	93	106	111	105	91	112	102	111	83	102	86	105	1,207
Outpatient Other Referrals per 1,000 Inmates													
Jessup	14.09	16.06	16.81	15.81	13.57	16.56	15.26	16.30	12.10	14.83	12.36	15.17	14.90
Census													
Jessup	6,602	6,601	6,604	6,640	6,706	6,762	6,684	6,811	6,857	6,876	6,960	6,922	81,025

Outpatient Other Referrals- Month Ending June 30, 2009

SITE	Jul-08	Aug-08	Sep-08	Oct-08	Nov-08	Dec-08	Jan-09	Feb-09	Mar-09	Apr-09	May-09	Jun-09	Total
NORTH BRANCH CORRECTIONAL INSTIT.	3	2	2	2	1	1	1	2	1	3	5	4	26
WESTERN CORRECTIONAL INSTITUTION	12	20	17	14	6	7	32	36	16	12	10	18	200
WESTERN REGION	15	22	19	16	7	8	34	37	19	17	10	22	226
Western region Total	15	22	19	16	7	8	34	37	19	17	10	22	226
Outpatient Other Referrals per 1,000 Inmates													
Western	7.27	10.27	8.64	7.21	3.10	3.43	14.41	15.83	8.30	7.52	4.36	9.48	8.35
Census													
Western	2,062	2,142	2,199	2,220	2,261	2,330	2,359	2,338	2,290	2,260	2,291	2,321	27,073

OUTPATIENT SURGERY

Outpatient Surgery Cost - Month Ending June 30, 2009

SITE	Jul-08	Aug-08	Sep-08	Oct-08	Nov-08	Dec-08	Jan-09	Feb-09	Mar-09	Apr-09	May-09	Jun-09	Average
Baltimore Jails	4,199	5,317	4,346	5,274	4,757	6,174	4,645	5,791	6,087	2,832	4,788	4,936	4,930
Baltimore Region	4,692	6,239	5,343	5,239	5,784	5,751	5,580	5,163	6,750	5,263	5,327	5,312	5,537
Eastern Region	3,070	2,413	2,753	2,770	2,641	2,875	3,012	3,666	3,794	2,556	3,485	3,125	3,014
Hagerstown Region	3,438	3,453	3,778	3,730	3,762	3,338	3,914	4,002	4,051	3,676	4,209	3,970	3,777
Jessup Region	4,356	4,105	4,330	4,575	5,584	4,514	4,744	4,657	4,705	4,868	4,502	5,184	4,684
Western Region	3,386	3,061	2,886	3,797	3,077	3,953	2,521	3,800	3,760	3,338	2,780	2,337	3,225
Maryland TOTAL*	3,849	3,884	4,072	4,366	4,337	4,475	4,274	4,502	4,710	4,170	4,354	4,384	4,282

Outpatient Surgery Referrals - Month Ending June 30, 2009

SITE	Jul-08	Aug-08	Sep-08	Oct-08	Nov-08	Dec-08	Jan-09	Feb-09	Mar-09	Apr-09	May-09	Jun-09	Total
BALT CNTRL BOOKING & INTAKE CNTR			1	2	3		1	1	1	1	1	1	12
BALTIMORE CITY DETENTION CENTER	2	3	4	4	6	5	1	4	2	5	2	4	38
WOMEN'S DETENTION CTR. UNIT BCDC	3		5	5	5	5	2	5	1	1	2	3	28
BALTIMORE JAILS	5	4	11	14	10	1	1	7	4	7	4	8	78
BALTIMORE PRERELEASE UNIT FOR WOMEN				1	1	2					1		1
BALTIMORE CITY CORRECTIONAL CENTER	2	1	1	1	1		3	1					10
BALTIMORE PRE-RELEASE UNIT													2
HOME DETENTION UNIT	1		1	1	1	2	2					1	9
MARYLAND CORRECTIONAL ADJUSTMNT CNTR	1		1	1	1			1					1
MD RECPTN DIAGNOSTIC AND CLASS CNTR	13	8	11	12	9	17	9	9	4	7	12	8	119
METROPOLITAN TRANSITION CENTER	18	10	14	17	12	19	10	12	5	9	13	10	149
BALTIMORE REGION	1	1	1	1	2	2	7	9	7	7	8	11	115
EASTERN CORRECTIONAL INST. ANNEX	16	13	10	10	5	12							1
EASTERN CORRECTIONAL INSTITUTION	1												1
POPLAR HILL PRE RELEASE UNIT													1
EASTERN REGION	18	14	10	6	14	7	9	7	7	8	12	10	122
MD CORRECTIONAL INSTIT. HAGERSTOWN	9	12	17	13	10	10	5	13	10	8	6	11	117
MD CORRECTIONAL TRAINING CENTER	6	8	11	15	14	1	1	9	5	2	4	7	85
ROXBURY CORRECTIONAL INSTITUTION	9	8	17	7	9	7	6	3	3	3	5	3	80
HAGERSTOWN REGION	24	28	45	35	33	13	28	18	13	13	23	9	282
BROCKBRIDGE CORRECTIONAL FACILITY			2	5	5	1	1	1		2			12
CENTRAL LAUNDRY FACILITY	1	1	1	1	3	1	2	1		3			13
EASTERN PRE-RELEASE UNIT						2							2
HERMAN L. TOULSON CRT. BOOT CAMP													1
JESSUP PRE-RELEASE UNIT	1	2	1	1	1	1	1			1			10
MARYLAND HOUSE OF CORRECTION	9	9	7	16	11	8	12	8	12	8	8	5	12
MARYLAND HOUSE OF CORRECTION ANNEX	5	10	9	7	2	9	5	6	3	6	2	2	66
MD CORRECTIONAL INSTIT. FOR WOMEN	5	1	6	1	1	1	7	1	2	3	1	2	30
MD CORRECTIONAL INSTIT. JESSUP	1	1	5	5	3	3	5	5	1	5	6	1	40
PATUXENT INSTITUTION													2
SOUTHERN MD PRERELEASE UNIT	22	23	31	39	20	29	29	31	15	25	26	10	22
JESSUP REGION	1	1	1	1	3	1	2	2	1	2	1	1	293
NORTH BRANCH CORRECTIONAL INSTIT.	9	2	2	2	2	2	2	3	1	3	3	2	5
WESTERN CORRECTIONAL INSTITUTION	9	2	2	2	7	3	2	5	1	5	4	3	40
WESTERN REGION													5
Maryland Total	129	55	56	96	81	113	118	92	71	64	69	60	964
Outpatient Surgery Referrals per 1,000 Inmates	4.81	2.06	2.10	3.55	3.01	4.25	4.46	3.49	2.70	2.39	2.60	2.28	3.02
Census	26,841	26,741	26,690	27,013	26,689	26,573	26,468	26,329	26,262	26,822	26,507	26,351	3,194,486
Maryland													

Outpatient Surgery Referrals - Month Ending June 30, 2009

SITE	Jul-08	Aug-08	Sep-08	Oct-08	Nov-08	Dec-08	Jan-09	Feb-09	Mar-09	Apr-09	May-09	Jun-09	Total
BALT CNTRL BOOKING & INTAKE CNTR	-	1	2	3	-	-	1	1	1	1	1	2	12
BALTIMORE CITY DETENTION CENTER	2	3	4	6	5	1	4	2	5	2	4	-	38
WOMEN'S DETENTION CTR UNIT BCDC	3	-	5	5	5	-	-	1	1	2	3	1	28
BALTIMORE JAILS	5	4	11	14	10	1	7	4	7	4	4	3	78
Baltimore Jails Total	5	4	11	14	10	1	7	4	7	4	4	3	78
Outpatient Surgery Referrals per 1,000 Inmates													
Baltimore Jails	1.32	1.05	2.90	3.71	2.51	0.25	1.81	1.06	1.85	1.08	2.13	0.78	1.70
Census													
Baltimore Jails	3,792	3,801	3,767	3,773	3,986	3,972	3,874	3,767	3,786	3,698	3,750	3,849	45,835

Outpatient Surgery Referrals - Month Ending June 30, 2009

SITE	Jul-08	Aug-08	Sep-08	Oct-08	Nov-08	Dec-08	Jan-09	Feb-09	Mar-09	Apr-09	May-09	Jun-09	Total
BALTIMORE PRERELEASE UNIT FOR WOMEN			1	1									1
BALTIMORE CITY CORRECTIONAL CENTER			1	1				3	1	1			10
BALTIMORE PRE-RELEASE UNIT													1
HOME DETENTION UNIT			1	1									2
MARYLAND CORRECTIONAL ADJUSTMNT CNTR			1	1	2	2	1						9
MD RECPTN DIAGNOSTIC AND CLASS CNTR			1	1	1	1	1						7
METROPOLITAN TRANSITION CENTER	13	8	11	12	9	17	9	4	4	7	12	8	119
BALTIMORE REGION	18	10	14	17	12	19	10	12	5	9	13	10	149
Baltimore region Total	18	10	14	17	12	19	10	12	5	9	13	10	149
Outpatient Surgery Referrals per 1,000 Inmates													
Baltimore Region	4.72	2.64	3.70	4.48	3.23	5.22	2.76	3.35	1.39	2.45	3.51	2.74	3.36
Census													
Baltimore	3,812	3,792	3,787	3,796	3,715	3,638	3,622	3,577	3,590	3,668	3,704	3,651	44,352

Outpatient Surgery Referrals - Month Ending June 30, 2009

SITE	Jul-08	Aug-08	Sep-08	Oct-08	Nov-08	Dec-08	Jan-09	Feb-09	Mar-09	Apr-09	May-09	Jun-09	Total
EASTERN CORRECTIONAL INST. ANNEX	1	1	1	1	2	7	9	7	7	8	11	10	115
EASTERN CORRECTIONAL INSTITUTION	16	13	10	5	12	7	9	7	7	7	8	11	115
POPLAR HILL PRE RELEASE UNIT	1	-	-	-	-	-	-	-	-	-	-	-	1
EASTERN REGION	18	14	10	6	14	7	9	7	7	8	12	10	122
Eastern region Total	18	14	10	6	14	7	9	7	7	8	12	10	122
Outpatient Surgery Referrals per 1,000 Inmates													
Eastern Region	5.11	3.97	2.83	1.70	3.96	1.98	2.54	1.99	1.99	2.28	3.41	2.84	2.88
Census													
Eastern	3,522	3,526	3,529	3,536	3,535	3,535	3,538	3,526	3,510	3,507	3,523	3,522	42,311

Outpatient Surgery Referrals - Month Ending June 30, 2009

SITE	Jul-08	Aug-08	Sep-08	Oct-08	Nov-08	Dec-08	Jan-09	Feb-09	Mar-09	Apr-09	May-09	Jun-09	Total
MD CORRECTIONAL INSTIT. HAGERSTOWN	9	12	17	13	10	10	5	13	10	8	6	11	3
MD CORRECTIONAL TRAINING CENTER	6	8	11	15	14	1	9	5	2	4	7	3	85
ROXBURY CORRECTIONAL INSTITUTION	9	8	17	7	9	7	6	3	3	3	5	3	80
HAGERSTOWN REGION	24	28	45	35	33	13	28	18	13	13	23	9	282
Hagerstown region Total	24	28	45	35	33	13	28	18	13	13	23	9	282
Outpatient Surgery Referrals per 1,000 Inmates													
Hagerstown	3.56	4.19	6.79	5.23	4.87	1.92	4.14	2.67	1.94	1.94	3.53	1.41	3.52
Census													
Hagerstown	6,747	6,689	6,624	6,689	6,773	6,759	6,768	6,748	6,705	6,686	6,516	6,384	80,088

Outpatient Surgery Referrals - Month Ending June 30, 2009

SITE	Jul-08	Aug-08	Sep-08	Oct-08	Nov-08	Dec-08	Jan-09	Feb-09	Mar-09	Apr-09	May-09	Jun-09	Total
BROCKBRIDGE CORRECTIONAL FACILITY	1	2	5	1	1	1	1	2	2	1	1	1	12
CENTRAL LAUNDRY FACILITY	1	1	3	1	2	1	1	1	3	1	1	1	13
EASTERN PRE-RELEASE UNIT	1	1	1	1	2	1	1	1	1	1	1	1	11
HERMAN L. TOULSON CRT. BOOT CAMP	1	2	1	1	1	1	1	1	1	1	1	2	10
JESSUP PRE-RELEASE UNIT	1	1	1	1	1	1	1	1	1	1	1	1	11
MARYLAND HOUSE OF CORRECTION	9	9	7	16	11	8	12	8	12	8	5	12	117
MARYLAND HOUSE OF CORRECTION ANNEX	5	10	9	7	2	9	5	6	6	3	2	2	66
MD CORRECTIONAL INSTIT. FOR WOMEN	5	1	6	1	1	1	7	2	2	3	1	2	30
MD CORRECTIONAL INSTIT. JESSUP	1	1	5	5	3	5	5	1	5	6	1	2	40
PATUXENT INSTITUTION	1	1	1	1	1	1	1	1	1	1	1	1	12
SOUTHERN MD PRERELEASE UNIT	1	1	1	1	1	1	1	1	1	1	1	1	12
JESSUP REGION	22	23	31	31	39	20	29	31	15	25	26	10	293
Jessup region Total	22	23	31	31	39	20	29	31	15	25	26	10	293
Outpatient Surgery Referrals per 1,000 Inmates													
Jessup	3.33	3.48	4.69	5.87	2.98	4.29	4.64	2.20	3.65	3.78	1.44	3.18	3.62
Census	6,602	6,601	6,604	6,640	6,706	6,762	6,694	6,811	6,857	6,876	6,960	6,922	81,025
Jessup													

Outpatient Surgery Referrals - Month Ending June 30, 2009

SITE	Jul-08	Aug-08	Sep-08	Oct-08	Nov-08	Dec-08	Jan-09	Feb-09	Mar-09	Apr-09	May-09	Jun-09	Total
WESTERN CORRECTIONAL INSTITUTION	9	2	2	2	6	2	2	3	1	3	3	2	40
WESTERN REGION	9	2	2	2	6	2	2	3	1	3	3	2	40
Western region Total	9	2	2	2	6	2	2	3	1	3	3	2	40
Outpatient Surgery Referrals per 1,000 Inmates													
Western	4.36	0.93	0.91	2.70	0.88	0.86	1.27	0.43	1.31	1.33	0.87	2.15	1.48
Census													
Western	2,062	2,142	2,199	2,220	2,261	2,330	2,359	2,338	2,290	2,260	2,291	2,321	27,073

ON-SITE CLINICS

MENTAL HEALTH

Maryland Acute/Subacute Psych Summary

Vendor	Site	Start Date	End Date	Admissions	Days in period	Denied Days	Net Days For Period	Infirmity Appropriate	Infirmity Preventable
BALTIMORE SERVICE DELIVERY AREA		7/1/2008	6/30/2009	1	11	0	11	0	0
BALTIMORE SERVICE DELIVERY AREA	BALT CNTRL BOOKING & INTAKE CNTR	7/1/2008	6/30/2009	335	3,672	0	3,672	340	0
BALTIMORE SERVICE DELIVERY AREA	BALTIMORE CITY CORRECTIONAL CENTER	7/1/2008	6/30/2009	3	20	0	20	3	0
BALTIMORE SERVICE DELIVERY AREA	BALTIMORE CITY DETENTION CENTER	7/1/2008	6/30/2009	300	2,282	0	2,282	309	0
BALTIMORE SERVICE DELIVERY AREA	BROCKBRIDGE CORRECTIONAL FACILITY	7/1/2008	6/30/2009	1	5	0	5	1	0
BALTIMORE SERVICE DELIVERY AREA	MD RECPN DIAGNOSTIC AND CLASS CNTR	7/1/2008	6/30/2009	5	114	0	114	5	0
BALTIMORE SERVICE DELIVERY AREA	METROPOLITAN TRANSITION CENTER	7/1/2008	6/30/2009	12	123	0	123	12	0
BALTIMORE SERVICE DELIVERY AREA	PATUXENT INSTITUTION	7/1/2008	6/30/2009	2	8	0	8	2	0
BALTIMORE SERVICE DELIVERY AREA	WOMEN'S DETENTION CTR. UNIT BCDC	7/1/2008	6/30/2009	66	3,622	0	3,622	67	0
	BALTIMORE SERVICE DELIVERY AREA SUBTOTALS:			725.00	9,857	0	9,857	739	0
JESSUP SERVICE DELIVERY AREA	EASTERN CORRECTIONAL INSTITUTION	7/1/2008	6/30/2009	1	13	0	13	1	0
JESSUP SERVICE DELIVERY AREA	JESSUP CORRECTIONAL INSTITUTION	7/1/2008	6/30/2009	4	150	0	150	5	0
JESSUP SERVICE DELIVERY AREA	JESSUP PRE-RELEASE UNIT	7/1/2008	6/30/2009	1	8	0	8	1	0
JESSUP SERVICE DELIVERY AREA	MD CORRECTIONAL INSTIT. FOR WOMEN	7/1/2008	6/30/2009	90	3,114	0	3,114	92	0
JESSUP SERVICE DELIVERY AREA	MD CORRECTIONAL INSTIT. HAGERSTOWN	7/1/2008	6/30/2009	2	18	0	18	2	0
JESSUP SERVICE DELIVERY AREA	MD CORRECTIONAL INSTIT. JESSUP	7/1/2008	6/30/2009	2	31	0	31	2	0
JESSUP SERVICE DELIVERY AREA	MD CORRECTIONAL TRAINING CENTER	7/1/2008	6/30/2009	1	289	0	289	2	0
JESSUP SERVICE DELIVERY AREA	PATUXENT INSTITUTION	7/1/2008	6/30/2009	213	10,723	0	10,723	237	0
JESSUP SERVICE DELIVERY AREA	ROXBURY CORRECTIONAL INSTITUTION	7/1/2008	6/30/2009	1	28	0	28	1	0
JESSUP SERVICE DELIVERY AREA	WOMEN'S DETENTION CTR. UNIT BCDC	7/1/2008	6/30/2009	2	108	0	108	2	0
	JESSUP SERVICE DELIVERY AREA SUBTOTALS:			317.00	14,48	0	14,482	345	0
	GRAND TOTALS:			1,042.00	24,33	0	24,339	1,084	0

Vendor	Site	Start Date	End Date	Admission	Days in period	Denied Days	Net Days For Period
EASTERN SERVICE DELIVERY AREA	PATUXENT INSTITUTION	7/1/2008	6/30/2009	1	5	0	5
EASTERN SERVICE DELIVERY AREA SUBTOTALS:							
JESSUP SERVICE DELIVERY AREA	EASTERN CORRECTIONAL INSTITUTION	7/1/2008	6/30/2009	0	101	0	5
JESSUP SERVICE DELIVERY AREA	JESSUP CORRECTIONAL INSTITUTION	7/1/2008	6/30/2009	0	51	0	51
JESSUP SERVICE DELIVERY AREA	METROPOLITAN TRANSITION CENTER	7/1/2008	6/30/2009	1	15	0	15
JESSUP SERVICE DELIVERY AREA	PATUXENT INSTITUTION	7/1/2008	6/30/2009	212	35,757	0	35,757
JESSUP SERVICE DELIVERY AREA	ROXBURY CORRECTIONAL INSTITUTION	7/1/2008	6/30/2009	0	30	0	30
JESSUP SERVICE DELIVERY AREA SUBTOTALS:							
				213	35,954	0	35,954
GRAND TOTALS:				214	35,959	0	35,959

July 2008 thru June 2009 Overdose Log

PATIENT	SITE	INMATE#	DOS	INPT/ER/INFIRMARY	OVERDOSE
Honaker, Donald	MTC	339383	7/1/2008	ER	Dilantin
Nirada, Michael	BCDC	992600665	7/3/2008	ER	Thorazine, Benedryl, Celexa Elavil
Nirada, Michael	MTC	992600665	7/7/2008	ER	Thorazine, Elavil, Haldol
McQueen, Isaaciah	MTC	237409	7/13/2008	ER	Tylenol
Sparrow, Brancy	MCAC	313519	7/17/2008	ER	Unknown
Finley, Michael	BCDC	992211852	7/25/2008	INPT	Unknown
Rader, Robert	BCDC	991937256	7/10/2008	INPT	Opiates
Arnold, James	MTC	306410	8/5/2008	INPT	Opiates
Fefwick, James	JPRU	349603	8/8/2008	ER	Naproxin, Ctm
Osborne, Jeffery	JCI	351184	8/10/2008	ER	Unknown
Saunders, Brandon	ECI	320195	8/10/2008	INPT	Celexa
Goode, Michael	MCTC	278352	8/8/2008	ER	Opiates
Davis, Benjamin	RCI	292280	9/8/2008	ER	Naproxen, Acifed, Laundry Det
Biscoe, Michael	RCI	346716	9/12/2008	ER	36 Tylenol
Johnson, Michael	RCI	335470	9/13/2008	ER	Opiates
Stallworth, Damian	JCI	283208	9/20/2008	ER	4 bags of heroine
Frye, Deana	WDC	991185930	9/25/2008	ER	Cleaning Fluid
Peacock, Michael	MDC	991359845	9/28/2008	ER	Unknown
Futrell, Roberta	WDC	991338347	9/26/2008	INPT	Heroin
Coulter, Mark	ECI	327429	10/12/2008	INPT	Motrin
McQueen, Isaaciah	BCF	237409	10/19/2008	ER	Unknown
Moore, Clifford	BCF	296211	10/19/2008	ER	Opiates
Belton, Fred	CBIF	993174688	10/20/2008	ER	Dilantin, cogentin, prozac
Coldiron, Kerry	CBIF	991023937	10/25/2008	ER	Daily meds
Pettigrew, Morris	BCDC	991858017	10/24/2008	ER	Daily meds
Carter, Dorian	RCI	352434	11/9/2008	ER	Another i/m meds
Bright, Ronnie	CBIF	991500144	11/14/2008	ER	Alcohol Abuse
Bloom, Ellen	MCIW	924020	11/25/2008	INPT	Tylenol
Owens, Freddie	BCDC	991264939	11/27/2008	ER	Lisinopril, HCTZ
Glover, Ernest	RCI	319074	12/6/2008	ER	Pysch Meds
Handy, Tony	MCAC	08060	12/17/2008	INPT	Unknown
Johnson, William	MDC	992821210	12/21/2008	ER	Germicide
Bright, Leon	CBIF	991020391	12/30/2008	ER	Heroin
Salaam, Malik	JPRU	353159	12/31/2008	ER	Acyclor, Bactrium
Gollahon, David Lee	MCIJ	347145	1/3/2009	ER	Heroin
Corbitt, James	MTC	350054	1/10/2009	JHH INPT	Unknown
Riley, Theodore	CBIF	991123158	2/2/2009	ER	Unknown
McNair, darrian	MCTC	318372	2/15/2009	ER	Thorazine & Elavil
Michael, Wayne	MRDCC	355314	2/14/2009	ER	Lisinopril
Dipinto, Antonio	MTC	355262	4/4/2009	ER	Unknown
Keel, Larry	CBIF	147183	4/5/2009	ER	Cocaine/Heroin
Johnson, Shawn	MDC	992366713	4/11/2009	ER	Unknown
Smith, Marlene	WDC	99012666	4/17/2009	BSH INPT	Coumadin
Harris, Richard	MCIH	340171	4/17/2009	ER	Sinequan
Cobb, Freddie		298913	4/30/2009	ER	Roommates meds
Grant, Gary	BCDC	990275419	5/19/2009	ER	heroin
Young, Tavon	BCDC	992927056	5/22/2009	ER	cocaine
Byrd, Jerry	BCDC	993116383	5/22/2009	ER	unknown
Dupree, Robert	MCIH	320505	5/23/2009	ER	meds
Woodard, Jonathan	MTC	992287155	5/28/2009	ER	unknown
Robert Pulley	ECI	354741	6/8/2009	Inpt	Thorazine
Stokes, Lorna	WDC	991259903	6/19/2009	Inpt	Citrus
Larry Antonio	BCDC	993057942	6/28/2009	ER	Bactrim
Carlton Hudson	WCI	282392	7/9/2009	ER	Actiphed